

HOACGA BULLETIN

MARCH 2006



HEART OF AMERICA CARNIVAL GLASS ASSOCIATION

(Since 1973)

President

Robert Grissom

7517 Evanston
Raytown, MO 64138
Phone: (816) 356-5320
e-mail: bobimocg@sbcglobal.net

Vice President

Don Lacock

PO Box 33
Delia, KS 66418
Phone: (785) 771-3125

Treasurer

Cliff Ball

572 W Park Street
Olathe, KS 66061
Phone: (913) 782-0415

Secretary

Ann McMorris

PO Box 4361
Topeka, KS 66604-0361
Phone: (785) 478-9004
e-mail: mcmorris@woodsland.com

Bulletin Secretary

Eleanor Mochel

15427 Woodward Court
Overland Park, KS 66223
Phone: (913) 685-2182
Fax: (913) 402-1727 (anytime)
e-mail: cmochel@yahoo.com

Membership expiration month and year is posted on address label
Following the name: (i.e. 506 = expires May 2006)

Opinions and information expressed in the HOACGA bulletin are not necessarily those of the Bulletin Secretary or Officers. Neither HOACGA nor Bulletin Secretary accepts any responsibility for accuracy or claims made, or for any outcomes resulting from the use of the information either printed or implied.

MINIATURE INTAGLIO NUT CUP

By Alan and Lorraine Pickup

Are you looking for something to collect that is really small? This nut cup, sometimes called Wild Rose Wreath, should certainly fit the bill. There does seem to be some question as to who made it, Westmoreland or U.S. Glass? In the 1911 Butler Brothers summer sales catalog it states that this was called a stemmed almond, 3-¼ in. square, floral embossed, allover solid gold, at 84 cents a dozen. Our nut cup piece, as described in the Butler Brothers advertisement, has what we consider to be a gold flashed finish and is not iridescent. But it was just too cute to pass up. It is listed under Wild Rose Wreath in the Edwards/Carwile books only in marigold carnival glass with U.S Glass as the maker.

These pieces were sometimes used as souvenir items. The Mordini 2004 auction prices guide lists a marigold example that was described as a Viroqua, Wis. Souvenir. This was sold at the ICGA convention auction here in St. Louis and brought a \$250 bid. There are five previous listings in the past eleven years, listed under Miniature Intaglio nut cup, marigold, with prices ranging from \$115 to \$300.

Our nut cup has "Souvenir of Hancock, Minn." inscribed on the foot. Rather than give you precise measurements as to its petite size, we have pictured it next to a can of Campbell soup. This we think will give you a much better perception of its diminutive size than the numbers would.



FENTON PANELS AND FENTON FLUTE VASES

By Barb Chamberlain

Fenton Panels and Fenton Flute vases probably are confused with a fair amount of regularity by collectors and auctioneers. David Doty has only reported on those Fenton Panels vases that he has personally seen, on his website, because he feels that some Fenton Panels vases might be listed as Fenton Flute.

The only references to the Fenton Panels vases that I could find were in the HOACGA Notebook and on David Doty's website or his Guide to Classic Carnival Glass. While looking through the Butler Brothers Reprint Book, published by the San Diego Carnival Glass Society, I did find a vase that appears to be a Fenton Panels pictured with a 916 vase.

David Doty's personal observations of Fenton Panels vases sold include five blue, three celeste blue, one green, and three ice green. He lists marigold and white as known, and pictures a marigold vase with his listings.

We have a marigold, a blue, and two ice green vases in this Fenton Panels pattern. One ice green vase has a very pronounced stretch surface. The other ice green, tends to be more lime green, and is completely smooth.

It has been my observation that the Fenton Panels vases are not ruffled. They have six panels around the vase. These panels extend completely to the top of the vase, but have a definite rounded ending before reaching the base. These vases are a fairly consistent height, with ours ranging in height from 11 1/2" to 13". This seems to depend mostly on the top flare of the vase. There is no pattern on the bottom of the base.

The Fenton Flute vases differ in several ways. Generally, they aren't as tall. Ours range in height from 9 1/2" to 10 1/2". There are some that have been swung a fair amount higher. The pieces that I have seen in the Fenton Flute pattern have all had ruffled tops. These vases also have six flutes or panels around them, but the flutes have a definite ending before reaching a top and what appears to be a smooth band above the rounded edges of the flutes. Also, there is a very prominent ending of the flutes before reaching the base. Of the vases known, there is a greater variety of colors in the Fenton Flute pattern. Colors known are amethyst, aqua, blue, green, marigold, red, and vaseline. We have a dark teal green which goes nicely with our aqua and green vases. These Flute vases have no pattern on the base.



Most of the Fenton Panels and Fenton Flute vases can be added to a collection for a modest investment, but can add a lot of color and style to your home.

In the photo, the Fenton Flute vases are in front of the Fenton Panels vases.

Do you have any color in either vase pattern that hasn't been reported? If so, please contact either Eleanor Mochel or me, so we may include that information in a future bulletin.

UPDATE ON SMOOTH PANELS VASES

By Barb Chamberlain

John and Sandra Stafford have reported some additions to my report on Smooth Panels vases. The one that I found most interesting was their smokey blue or pastel smoke eight ruffled vase with a 2 1/2" vase and with a top diameter of 4 1/2". They reported that they hadn't seen another Smooth Panels vase with a ruffled top until they saw ours pictured in the HOACGA bulletin article. If I recall correctly, I believe that there was a marigold on milk glass Smooth Panels mini ruffled vase in the Bob Bishop auction that was held in November.

The Staffords also have four other mini vases with the 2 1/2" diameter bases: an 8" amberina that doesn't exhibit a stretch finish; a white stretch 4 1/8" shorty; and marigold 5 1/8" and a 5 1/2", neither of which have the stretch finish. They report two vases with a 3 1/2" sized base: a 7 1/2" stretch finished smoke vase and and a 5 3/4" teal stretch vase.

I really enjoy hearing from other collectors, like the Staffords, who have more information on items that I have written about in bulletins. Do you have any information on the Smooth panels vases to add?

APRIL ANNIVERSARIES

Raymond & Marie Boyd
1769 NE State Route D
Weatherby, MO 64497
Married April 28, 1951

Bernie & Nancy May
703 Stone Rd
Westminster, MD 21158
Married April 2, 1954

Jack & Eleanor Hamilton
PO Box 20203
Waco, TX 76702
Married April 6, 1946

Eldon & Edna Kring
1032 County Rd 4953
Kempner, TX 76539
Married April 1, 1948

Anyone wishing to have their anniversary date
posted in the Bulletin should notify the Bulletin Secretary
(40 years married and above)

**The Next HOACGA Bulletin
Will Be Mailed
April, 2006**

2006 HOACGA CONVENTION

By Bob Grissom

Plans for the 2006 HOACGA Convention are now underway, I am sure you will want to be in attendance at this convention. It will be April 26-30, 2006 at the same place as it has been for the past 10 years, the Embassy Suites Airport Hotel in Kansas City, MO, telephone 816-891-7788, the room rate is \$104.00 per day. The Hotel is located near the Kansas City International Airport (free shuttle service provided by the Hotel). All of the rooms are two room suites. A cooked-to-order breakfast and/or a breakfast buffet and the Managers reception each evening are included with the room rate.

RESERVATIONS - If you are considering attending the convention, **please make your reservations early**. The reservation can always be cancelled if you cannot attend. After April 1, 2006, the room charge will be the regular rate and a room may not be available. If you call for a reservation and are told there are no rooms available, or if you have a problem making your reservation, please call Bob Grissom (816-356-5320 home, or 816-896-1931 cell). Bob will make every attempt to accommodate everyone who wants to attend.

ROOM ASSIGNMENTS - Bob Grissom pre-assigns all the rooms. This facilitates our effort to put members on the lower floors and in a group. The 3rd floor is a smoking floor. Occasionally, it is necessary to place non-smokers on the 3rd floor in order to keep the group together. Bob does know some members cannot tolerate a smoking room, so if you are assigned a 3rd floor room and cannot accept it, contact Bob Grissom at the hotel and he will work to make a change for you.

PETS - Small pets are allowed. When you check in, please tell the clerk that you will have an animal in the room.

PRE-REGISTRATION - It is helpful to have those attending the convention to be pre-registered. This gives the secretary an opportunity before the convention to prepare your packet with the program, badges, and other information and you can avoid a wait at the registration table. A special extra is that those members who pre-register will have their names entered into a drawing for a special piece of glass to be awarded at the banquet. You must be present to win.

HOSPITALITY ROOM & DIRTY BINGO - For those arriving on Wednesday, we are planning to have a Hospitality Room with food and drink. The time and location will be announced on the Schedule of Events. After the Hospitality Room closes, we will play "Dirty Bingo" in a location to be announced.

ROOM DISPLAYS - We encourage you to bring glass and set up a room display. Displays should be set up in front of your room window so they can be viewed and judged from the hallway. Displays are always an enjoyable, educational and conversational part of the convention. This is also a fine opportunity to view other displays and view something you have not seen before as well as get a look at some outstanding pieces of glass. Many unique ways of displaying glass have been used.

2006 HOACGA CONVENTION continued...

DISPLAY/SALE TABLES - 6 FOOT TABLES - Request the number of tables you will need for your display or selling glass when you make your room reservation. Table rental charge is \$15 per table for the duration of the convention.

JOHN & LUCILE BRITT AWARD FOR EXCELLENCE IN CARNIVAL GLASS - The Award will be presented to Carl and Eunice Booker. Every carnival collector know the Bookers and how much they have contributed to the Carnival Glass collecting hobby. They have given educational seminars, been the editors of the ICGA Pump for many years and they have served on the Board of Directors of both the ICGA and ACGA and also their local club. They will be honored at the Luncheon on Friday. Maybe we can get Floyd Whitley and Carl Schroeder to give some background information about them.

FRIDAY LUNCHEON/ANNUAL BUSINESS MEETING - Following the luncheon and award, the annual business meeting will be held. We encourage those in attendance at the luncheon to remain for the business meeting as this is an opportune time to put forth your ideas and suggestions for the coming year to aid the officers in their decisions.

EDUCATIONAL TALKS - We will have an educational talk by David Shetlar Co-author of the "American Iridescent Stretch Glass" book. We are very pleased to have him as one of our speakers. This is another aspect of our Carnival Glass collecting.

We will also have a seminar presented by Dr Roy Hieger on Imperial Glass geometric patterns, a program you won't want to miss.

BANQUET - Cliff Ball, our club Treasurer, will be the banquet speaker. Cliff retired as Divisional Director of Hallmark Cards where he was employed for 40 years. Cliff and his wife Jo Ann have enjoyed 58 years of marriage. They have 5 children, 17 grandchildren and 4 great-grandchildren. Cliff and Jo Ann started their Carnival Glass collecting in 1992. They have been and continue to be an asset to HOACGA and Carnival Glass.

SPECIAL RECOGNITION AWARD - There are many members that always provide help for the club. This year we are going to recognize one of those members at a special time during the convention. We will announce who the recipients are at the time the award is given. This year that person(s) know that they are receiving the award, but we want it to be a surprise for the recipient as well as the members in attendance. We do not have the time scheduled as yet, but we will make the arrangements for the award.

SPECIAL GLASS DISPLAY - We will be having a display of Vases. I know that everyone has a few vases in their collection that you would be willing to share. Vases have become a popular item for collecting in the past few years and we know this will be an opportunity to learn more about this subject.

2006 HOACGA CONVENTION continued...

SILENT AUCTION - Ed Kramer presides over the Silent Auction. This function raises money for HOACGA. The goal is to have approximately 50 items in the silent auction. This is a reminder - you may wish to contribute a piece or two of carnival that you got at a bargain or have duplicates or it could be something other than old carnival glass (books, crafts, jewelry, new carnival, souvenirs). To let Ed know of a contribution, call him at 913-642-3587 or email dward691@aol.com and use the subject "silent auction" as he may not recognize your email address.

AUCTION - One of the highlights, as you have previously read in the bulletin, is the auction of the Pete & Paula Bingham collection. They will be selling about 325 pieces from their great collection. One of the pieces will be the Blue "Peoples Vase." The Jim Wroda Auction Co. will be conducting the auction. This is a special opportunity to add some very nice glass to your collection. (I attended the TX quarterly meeting last month, which was at the Bingham's home. It was a treat to see their fine collection.) We understand that Pete & Paula are planning on retiring and will be moving to the Seattle, WA area for their retirement.

Be sure to make plans to attend the convention. We are doing our best to make it worth your time!

NEXT REGULAR HOACGA MEETING

By Ed Kramer

The next regular bi-monthly meeting of HOACGA is scheduled for Sunday, March 26, 2006 at 2:00 pm at the Prairie Village Community Center at 7700 Mission Road, Prairie Village, KS. We will discuss Carnival Glass with Flowers in the pattern.

SILENT AUCTION - HOACGA CONVENTION 2006

By Ed Kramer

We will again be having a Silent Auction at the 2006 HOACGA Convention. This is a fund raiser for the HOACGA Treasury, and is used to help with the ever increasing cost of the convention and operations of the club. Everyone seems to enjoy it. Here is a reminder to bring a piece or two of carnival glass, which might be a duplicate of something you have, or perhaps something you got at a real bargain. Other items (not carnival glass) are welcome too. It could be something you made or something your City or State is known for. We are aiming for about sixty items.

We very much appreciate the "regular" contributors, but welcome others who have not participated to join in this year. Please let me know if you can help us. Thanks.

Ed Kramer

Ph: 913-642-3587; email: dward691@aol.com; 4305 W 78th St, Prairie Village, KS 66208

2006 HOACGA CONVENTION REGISTRATION FORM APRIL 26-30, 2006 (Wed - Sun)

MEMBERSHIP RENEWAL (Annual) \$ _____
 \$35 United States & Canada; \$50 Foreign

CONVENTION REGISTRATION
 Number attending _____ \$5 per person \$ _____

LUNCHEON – FRIDAY, APRIL 28 – 12:30 P.M.
 Number attending _____ @\$18.50 per person \$ _____

Anyone desiring to substitute an herb grilled chicken breast with a special sauce in place of the salmon entrée being served at the luncheon on Friday, please notify Ann McMorris no later than Tues., April 25.

BANQUET – SATURDAY, APRIL 29 – 6:30 P.M.
 Number attending _____ @ \$29.00 per person \$ _____

TICKETS FOR SPECIAL DRAWING FOR \$1,000.00
 \$1 each _____ 12 for \$10 _____ 36 for \$25 _____ \$ _____

Check # _____ TOTAL ENCLOSED \$ _____

Wedding Anniversary if married more than forty (40) years _____

NAME(S) _____
 First and last name of each person as they will appear on their name badge

ADDRESS _____

CITY/STATE/ZIPCODE _____

E-MAIL ADDRESS _____

PHONE NUMBER _____

**Make checks payable to HOACGA and send to
 Ann McMorris, P. O. Box 4361, Topeka, KS 66604-0361
 Phone: 785-478-9004; email: mcmorris@woodsland.com**

To help in planning, please complete the following:

I/We plan to arrive at the Convention on Tues. _____ Wed. _____ Thurs. _____ Fri. _____

I/We will attend the Wednesday Night Hospitality Room Yes _____ No _____

I/We plan on having a Room Display Yes _____ No _____

I/We will have Glass for Sale in our room Yes _____ No _____

2006 HOACGA CONVENTION SCHEDULE

BREAKFAST IS SERVED EACH MORNING FROM 6:00 am to 9:30 am
MANAGERS RECEPTION EACH EVENING FROM 5:30 pm to 7:00 pm
(This gratuity included as part of the Hotel room price)

We welcome donations for the Silent Auction, Please call Ed Kramer at 913-642-3587
or email dward691@aol.com, he will be in (Room 202)

If you have a Room Display, please sign in at the Registration Desk. Room Displays will be judged by all members. Please have your displays viewable at all times. Ballots are to be placed in the ballot box at the Registration Desk.

WEDNESDAY, APRIL 26

2:00 pm to 5:00 pm: Registration - PRE-CONFERENCE AREA (View Whimseys to be sold at the Banquet)
5:30 pm to 7:00 pm: Hospitality - Suites 431 & 432 - PIZZA & SOFT DRINKS
8:00 pm to 9:00 pm: Dirty Bingo - AMBASSADOR ROOM, Come join us for a little fun for this hour or so, you may win a prize.

THURSDAY, APRIL 27

9:00 am to Noon: Registration - PRE-CONFERENCE AREA, Sale of previous years Souvenirs, Educational Material and other club items. (View Whimseys to be sold at the banquet)
9:30 am to 3:30 pm: Check-In of "VASES" for Display - SALON E
5:00 pm to 10:00 pm: View "VASES" Display - SALON E
4:30 pm: Educational Program - "IMPERIAL'S GEOMETRIC PATTERNS"
Presented by Dr. Roy Heiger - SALONS F, G, & H
7:00 pm: Educational Program - "STRETCH GLASS," Presented by Dave Shettlar
(Co-Author of "American Iridescent Stretch Glass")
9:00 pm: Hospitality - SOMETHING DIFFERENT - In order to get a piece of pie with whipped cream and coffee you will have to visit the various rooms where the pies will be located. The Pies will be distributed to rooms on each of the 2nd, 3rd, & 4th floors. Coffee will be available on each floor also.

FRIDAY, APRIL 28

8:00 am to 9:30 am: Registration - PRE-CONFERENCE AREA
8:00 am to 4:00 pm: View "VASE" display - SALON E
10:00 am: Special "Service Award" Presentation, Educational Program - "VASES" Salon E
12:30 pm: Luncheon & Presentation of the JOHN & LUCILE BRITT AWARD
(Carl & Eunice Booker - Ambassador Room - Presenters: John Muehlbauer, Brian Pittman, Carl Schroeder, Floyd Whitley.
2:00 pm: Annual Business Meeting (After Lunch) - AMBASSADOR ROOM
3:30 pm to 4:30 pm: OWNERS - Pick-Up glass from the "VASE" display
6:00 pm: Viewing Auction Glass (PETE & PAULA BINGHAM COLLECTION)
Wroda Auction Service, SALON E, F, G, & H
8:30 pm: Hospitality (Cake & Coffee) - PARTY DECK.

SATURDAY, APRIL 29

7:00 am: View Auction glass - SALONS E, F, G & H
8:00 am to 9:00 am: Registration - PRE-CONFERENCE AREA.
9:30 am: Auction - PETE & PAULA BINGHAM Collection - SALONS E, F, G, & H.
3:30 pm: Silent Auction ends - 2nd Floor by double elevators
6:30 pm: Banquet - We are pleased to have Cliff Ball as our speaker. Cliff has served as HOACGA's Treasurer for several years. Before his retirement, he held an Executive position at Hallmark Cards. SALONS E, F, G & H; Room Display Awards - Auction of Souvenir & Special Piece Whimseys; **Drawing for the \$1000.00 & other raffle prizes.**

SUNDAY, APRIL 30

6:30am to 10:30 am: "Ready for the Trip Home" - complimentary cooked-to-order breakfast.

\$1000.00 CASH DRAWING

When thinking of a piece of glass to be given away as a prize, we find it difficult to come up with an item that would be appealing to all members. So the decision is to offer a Thousand dollar cash prize. This should fit into any ones collection. The winner can use the money to buy the piece that they would like to have, or at least make a down payment on it.

For a Ten dollar donation to HOACGA your can enter your name twelve times or for a \$25.00 donation you can enter your name 36 times for an opportunity to win the \$1,000.00. To those that like to take a few chances at the Casinos, the odds may be better at this drawing.

The entry forms are included in this bulletin. Please fill out the necessary information and return it to the Secretary, Ann McMorris, P.O. Box 4361, Topeka, KS 66604-0361. Your entries will be entered for the drawing, which will be held at the Banquet on April 29, 2006. You do not have to be present to win.

After drawing the winning name there will be 5 additional drawings for some lessor prizes. Only those members present will be eligible for these prizes.

2006 HOACGA CONVENTION VASE DISPLAY

By Bob Grissom

The special display for the 2006 HOACGA convention is to be on vases. As you know there are many different vase patterns. Vases command varied attention form collectors. They vary from the extremely rare to the very common with some patterns that get very attention.

I have received information from several members about the vases they will bring for the display, but, there are several patterns that I do not have. If you have any vases with these patterns and would be willing to bring them to share in the display it would be appreciated very much.

ACORN - APPLE TREE - BLACKBERRY TWO ROW OPEN EDGE - BULLSEYE & LOOP - CORN HUST - CURLED RIB - DRAPERY VARIENT FOOTED - FENTONIA (Whimsey) - FINE RIB (Northwood) - FLUTE (Millersburg) - FLUTE (Northwood) - HONEYCOMB & HOBSTAR - IDYLL - paneled TREE TRUNK - MARY ANN (Three Handled) - PEACOCK GARDEN - PULLED LOOP - SWIRLED HOBNAIL (Millersburg) WIDE PANEL(Northwood) - GRAPE & CABLE (Whimsey) - BOUQUET(whimsy) - FLORAL & GRAPE(Whimsey)

If you have vases with any of these patterns would you take a few minutes and send me a list, or give me a telephone call, it will be appreciated by all of those in attendance.

Bob Grissom
7517 Evanston
Raytown, MO 64138
Telephone 816-356-5320
Email bobimocg@sbcglobal.net

**Return Tickets and
Checks Made Payable to:**

HOACGA

Attn: Ann McMorris

PO Box 4361

Topeka, KS 66604-0361

**Return Tickets and
Checks Made Payable to:**

HOACGA

Attn: Ann McMorris

PO Box 4361

Topeka, KS 66604-0361

**Return Tickets and
Checks Made Payable to:**

HOACGA

Attn: Ann McMorris

PO Box 4361

Topeka, KS 66604-0361

DIRECTIONS TO THE CONVENTION HOTEL

Exit 10 Interstate 29

EMBASSY SUITES, KANSAS CITY AIRPORT, TELEPHONE 816-891-7788
7640 N.W. TIFFANY SPRINGS PARKWAY, KANSAS CITY, MO 64135

COMING FROM THE SOUTH – U.S. HIGHWAY 71:

EXIT (right) to I-435 North (Kansas City/Des Moines) – continue on I-435 North for approximately 20 Miles, to EXIT 49A (Highway 152 West). Continue West for approximately 9 miles, EXIT to I-29, (Highway 71/ St. Joseph). Go North (about 1 mile) to EXIT 10 (Tiffany Springs Pkwy). The Hotel will be on your right.

COMING FROM THE SOUTH - U.S. HIGHWAY 71 (best route from 9:00 A.M. to 3:30 P.M.) (Alternate Route) EXIT I-435 North (Kansas City/Des Moines) STAY IN THE LEFT LANES, this is US 71 Highway – continue for about 11 mi. (you will encounter 3 stop lights) – When you are approaching downtown Kansas City – EXIT North I-35 and US 71 (Center Lane) – after about ½ mile, EXIT I-29, I-35, and US 71 (Saint Joseph/Des Moines) – continue (you will cross the Missouri River) for about 3 miles – EXIT 8B – I-29 & U.S. 71 North (KCI Airport/St. Joseph) – continue for about 10 mi. to EXIT 10 (Tiffany Springs Pkwy) – EMBASSY SUITES HOTEL will be on your right.

COMING FROM THE EAST – I-70:

EXIT from I-70 at EXIT 8B (Des Moines) to I-435 North – continue on I-435 North for approximately 10 miles, to EXIT 49A (Highway 152 West). Continue West for approximately 9 miles, exit to I-29, Highway 71, St. Joseph. Go North (about 1 mile) to EXIT 10 (Tiffany Springs Parkway). The Hotel will be on your right.

COMING FROM THE NORTH – I-35:

EXIT from I-35 at EXIT 16 (Liberty – Highway 152), turn right (West), continue on Highway 152 for approximately 11 miles, EXIT to I-29, Highway 71, St. Joseph. Go North (about 1 mile) to EXIT 10 (Tiffany Springs Parkway). The Embassy Suites will be on your right.

COMING FROM THE NORTH I - 29:

EXIT from I-29 at EXIT 10 (Tiffany Springs Parkway). The Embassy Suites will be on your left.

COMING FROM THE SOUTH – I-35:

ALTERNATE #1 -----Best Route

EXIT from I-35 at EXIT 222B (I-435 West), after going about ½ mile I-435 West becomes I-435 North, continue on I-435 North, for approx. 24 mi., to EXIT 24 (Highway 152 & N.W. Barry Road), turn right, go about 4 mi., EXIT to I-29 North (St Joseph), go North (about 1 mi) to EXIT 10 (Tiffany Springs Pkwy). The Hotel will be on your right.

ALTERNATE #2-----ONLY TRAVEL BETWEEN 9:00A.M. to 3:00 P.M. or After 6:00 P.M.

EXIT from I-35 at EXIT 231A (it exits to the left) to I-635, continue north on I-635 about 12 miles, to EXIT I-29 North (KCI Airport & St. Joseph), continue North on I-29 to EXIT 10 (Tiffany Springs Pkwy). The Hotel will be on your right.

COMING FROM THE WEST ----- I-70:

EXIT from I-70 at EXIT 411B to I-435 North, continue north on I-435 to EXIT 24 (Highway 152 & N.W. Barry Road), turn right, go about 4 miles to EXIT I-29 North (St Joseph), go north on I-29 (about 1 mile) to EXIT 10 (Tiffany Springs Parkway). The Embassy Suites will be on your right.

KANSAS CITY AREA MAP INCLUDED ON THE BACKSIDE



PERSIAN MEDALLION PLATE

By Bob Grissom

At the January 8, 2006 Mickey Reichel Antique & Auction L.C., Item # 250 was listed as a "Rare M - 9-3/8" Persian Medallion Plate (w/Bearded Berry Ext. - 1 of ?)". The plate sold for \$2600.00, which is probably a reasonable price for a Persian Medallion plate with this back.

Do you have or have you ever seen one of these plates or any Persian Medallion pieces with any back other than Plain. Of course this is possible because many of Fenton's patterns did have the Bearded Berry pattern for the back pattern.

The contemporary Persian Medallion pieces have the Persian Medallion back, up to this time that has been the way of distinguishing the old from the contemporary pieces. That is one thing about collecting, you never know what you are going to see at the next auction or convention.

If you have a Persian Medallion piece with the Bearded Berry back, I would like to know about it.

TIGER LILY SILVER PEDESTAL/TIGER LILY STAR

By Bob Smith




Here are two examples of the old familiar Imperial and Riihimaki Tiger Lily tumblers in two really unusual and unique variations. The pedestal one is most probably one of a kind, but the Tiger Lily Star is known to be in collections in at least four states and one European country. One is tempted to call these unusual tumblers the ideal carnival conversation pieces.

There are probably a few dozen carnival items that are anchored in metal stands, but the Tiger Lily Silver pedestal is the only tumbler found so far in such a stand. It does have a provenance. It was made by an Imperial worker for use at a church in the Bellaire, Ohio area. The worker obviously had his choice of the company's inventory and chose an olive green tumbler, which the late Don Moore described as the most perfect olive green color he had seen. The church disbanded in the 1960s and the worker

brought it home. When he died in the middle 1980's it ended up in the antique fields of Brimfield.

The Tiger Lily Star with its nine pointed star base, which was expertly ground, was most likely done at the Riihimaki factory. It has that typical deep marigold color associated with Riihimaki carnival. Because these tumblers have been found in at least two different areas, they were most probably not special orders, so the chances of more surfacing from time to time is very good.

The silver plated metal on the pedestal base shows some wear from the use at the church. The metal is seamless so it was applied while the metal was still hot and pliable. It could not be removed without breaking the tumbler. It stands 5-1/4" high with the pedestal. The Tiger Lily Star is at the regular Riihimaki Tiger Lily height of 3-3/4". The extra handwork required for these tumblers makes them something special!



Happy Hunting! Please send feedback to:
Feedback -necgabobsm@aol.com

CARNIVAL GLASS EVENTS

FUNCTION	DATES	REMARKS
Auction	March 11 2006	Jim Wroda Auction Svc., Midwest Auction Facility, Greenville, OH; Collection of Danny & Kelly Smith of Asheville, NC; 9:45 am
Convention & Auction	March 18 2006	Seeck Auctions; Texas Carnival Glass Club, Dallas, TX
Convention & Auction	April 26-30 2006	HOACGA Convention, Embassy Suites Hotel, Kansas City, MO; Jim Wroda Auction Service; Collection of Pete & Paula Bingham of Reisel, TX
Convention & Auction	May 4-6 2006	Keystone Carnival Glass Convention, Holiday Inn, Harrisburg, PA, 717-939-7841; Jim Wroda Auction Service 937-548-2640; Paul & Maybelline Poiry Collection of Ft Wayne, IN.
Auction	May 13 2006	Seeck Auctions, Carnival Glass Auction, Mason City, IA
Auction	May 27 2006	8th Annual Memorial Wknd Auction, Jim Wroda Auction Svc., John & Jeanette Rogers collection, Midwest Auction Facility, Greenville, OH, 937-548-2640
Convention & Auction	June 3 2006	Seeck Auctions, Lincoln Land Carnival Glass Club; Milwaukee, WI
Auction	June 30- July 1 2006	Jim Wroda Auction Service; Midwest Auction Facility, Greenville, OH; Collection of Carnival Glass Gretha Wagaman of Holly Hill, FL, 3:00pm
Auction	August 5 2006	Jim Wroda Auction Service; Midwest Auction Facility, Greenville, OH; Carnival Glass Collection of Ron & Barbara Shoff of Cape Girardeau
Auction	September 2 2006	Jim Wroda Auction Service; Midwest Auction Facility, Greenville, OH; Private KY Collection;
Auction	October 7 2006	Jim Wroda Auction Service 937-548-2640, Pete & Paula Bingham collection, Part 2, Holiday Inn Airport, Columbus, OH
Auction	November 11 2006	Jim Wroda Auction Service, Carnival Glass Auction, "To Be Announced"
Convention & Auction	January 27 2007	SSCGA Convention Auction; Jim Wroda Auction Service; Carnival Glass Collection of Bill & Sandy Reyan of Everett, PA
Auction	March 9 2007	Jim Wroda Auction Service; 200 pcs Millersburg Crystal
Auction	March 10 2007	Jim Wroda Auction Service; 400 pc. Carnival Glass Collection of Warren & Joan Place, Holiday Inn - Columbus Airport
Convention & Auction	April 28 2007	HOACGA Convention Auction, Jim Wroda Auction Service; Carnival Glass Auction of John & Jan Muehlbauer collection, Embassy Suites Hotel, Kansas City, MO


HOACGA AUCTION

April 29th, 2006

Article 6 in a series PLATES



Sapphine Grape & Cable



Horehound 3 Fruits




I/G Opal Rose Show


Two or three years ago I sold a truck to a man and he had to come to the house to pick up the title. While he waited for me to find and sign it he checked out a lot of our display cabinets. People who don't know about antiques and carnival glass can make the strangest comments when confronted with a big display, his was simple and kind of cute, "Man, you sure have got a lot of dishes!" I sort of laughed and thought to myself there's not that many dishes but there's quite a few plates. There are some shapes in carnival that certain collectors don't particularly care for but I don't know of anyone that doesn't like plates.




Marigold Shell & Sand




Horehound Peacock



AO Three Fruits



AO 3 Fruits Variant



Marigold Greek Key




White Leaf Chain



Marigold 3 Fruits



Marigold Lustre Rose




Marigold Strawberry

Their appeal is great because they show off the patterns and iridescence so well and since the diameters remained common to all the manufacturers it's easy to set up big symmetrical displays. You just can't beat a nice flat evenly colored plate with electric iridescence.

Paula and I had a large wall in our living room to fill with carnival. Early on, we could only find Marigold so the goal was to cover the wall with marigold and put the dark colors in the cabinets. After a few years the wall got full so we decided to sell off all the bowls and just put Marigold plates up there. Now that we are selling we know that there may be too many of that color but there are some great rare ones in the lot. Without describing each one here the pictures can speak for the majority, however, the Stippled Three Fruits, the Pastel/electric/rare Shell & Sand, the Pastel Marigold Stippled Grape & Cable, the Pumpkin Peacocks and the Stippled Strawberry are all really superior examples to my eye. The Lotus and Grape is one of the rarest Fenton Marigold Plates. Joyce Seale owns the only other one I've heard of. Our plate has a small chip that is more than trumped by it's beauty and rarity!



Marigold Coral




Persian Medallion




Hearts & Flowers



Marigold Peacock Tail



Amethyst Concord



Marigold Lotus Grape



Rare plates in other colors include: Ice Green Opal Rose Show, Concord in Amethyst(it's the outstanding example mentioned in the Doty price guide) Sapphire Stippled Grape & Cable, Emerald Green Three Fruits, and some really great Horehound examples: Stippled Three Fruits, Peacocks, Grape & Cable and Good Luck.

These plates are hard to let go of but the pictures below show the ones that will be the most difficult for Paula to say good-bye to.!





A Special "Thank You" for sharing!

Owners of Peoples Vases...Left to Right...

Stacy & Des Wills	Purple
Charlie & Eleanor Mochel	Marigold
Floyd & Cecil Whitley	Green
Randy & Jackie Poucher	Purple Ruffled
Pete & Paula Bingham???	Blue



Our glass won't be the only thing we'll miss. We'll miss our home of twenty-two years after our move. And when the Blue Bonnets are in bloom, I think we have one of the prettiest spots around.

Our most memorable moment in carnival glass was at the 2004 HOACGA Convention when these friends brought their most important piece of glass for our Banquet talk. When we asked them, they didn't hesitate. How many other collectors, other than carnival glass, are so willing to share and so unselfish. As we all looked at these rarest of rare pieces, I believe most of us were awe struck. We'll never forget that feeling!

This was the first time these vases had been together in nearly a hundred years....I wonder if it will ever happen again.

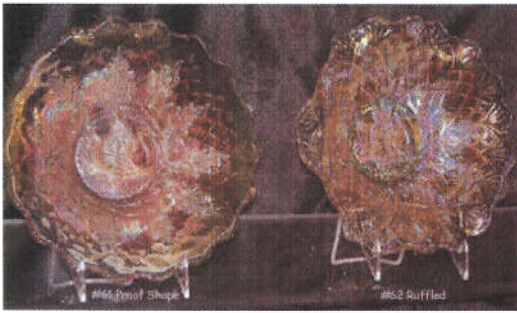


Two years after we started collecting carnival glass we still took trips that didn't involve what became our **obsession**. (That was also the last time Pete wore a dinner jacket!)

Since this is the last newsletter before our auction we are showing pictures of some items that we didn't have in previous articles.

Also, we'd like to add a word of thanks to the Wroda Auction team. They have gone above and beyond what a consignor could hope to expect. After taking pictures to catalog our glass, we have a new appreciation for auctioneers. It is a lot of work and takes an enormous amount of organizational skills. Jim and Laurie Wroda and Mike Baker have made this experience a very exciting one. We hope all of you feel the same if you can attend our auction. Thanks to all of you friends...we are not done collecting by any means...just a new beginning.





Green Ruffled Mburg Plate

