

CARNIVAL GLASS ACTION!

March 2023 A Joint Publication of:



Texas Carnival Glass Club



The above Frolicking Bears water pitcher will be sold in the 2023 HOACGA auction of the late Rabon and Melphia Hall Collection brought to us by the Seeck and Wroda auction companies.

For more information on the Frolicking Bears pattern and how it was finally determined to be a U. S. Glass product, see pages 16 -18.

INSIDE:

Page 2 - HOACGA President Letter

Page 4- HOACGA Convention Itinerary

Page 5 - HOACGA Registration Form

Page 6 - HOACGA Auction Glass

Page 8 - Texas President Letter

Page 9 - Fruit Salad

Page 10 - On the Hunt with Corky Cotten

Page 12 - Imperial's 474

Page 16 - Frolicking Bears

Page 19 - A Study in Stippling

Page 27 - 2023 Convention Calendar

See you at the conventions:

Texas March 8-11 in Brenham TX and
HOACGA April 12-15 in Kansas City MO.



HOACGA President's Letter

The HOACGA convention and auction are all set for April 12th through 15th. The itinerary and registration form are in this newsletter or you can go to HOACGA.com to register. Also on our website is a direct link to The Embassy Suites reservation page for HOACGA. Select a king or a double room and get the HOACGA rate of \$134 a night right from the site. Or call the hotel directly at (816) 891-7788. **Hotel Room reservation cut off is Tuesday March 21st.**

Join us to review 50 years of HOACGA, have some anniversary cake, learn about the U.S. National Parks, meet up with new and old friends, enjoy some food, browse room displays and glass for sale. This year's auction, on Saturday morning, features some incredible glass from the Rabon & Melphia Hall Estate of Kentucky. Some photos of the auction glass are on pages 6 and 7. But also read about the Frolicking Bears water pitcher (Page 16) and the Fruit Salad punch set in peach opal (Page 9), both of which will be in this year's auction jointly hosted by Seeck Auctions and Matthew Wroda Auctions. It's going to be fun!!

Information on the Convention:

For those arriving early on Tuesday, we plan to meet as a group and walk across the street to the Smokebox BBQ Café for dinner. For Wednesday dinner, HOACGA will be bringing in Subway sandwiches that we can eat as a group in the hotel lobby. On Thursday night, HOACGA invites you to enjoy a pizza and salad dinner served by the hotel and free of cost.

HOACGA will host a Friday luncheon at a cost of \$29. Enjoy a sit down plated meal and immediately after join us for our banquet presentation on our National Parks. Steve and I have tried to visit as many of them as possible, often in conjunction with a carnival event. Hear how these parks remind us of carnival glass.

Saturday, HOACGA will be selling box lunches for \$15 that will be served at noon during the auction.

Breakfast is free every morning in the lobby, Enjoy made to order eggs, omelets etc. and a great breakfast buffet.

Join everyone each evening for the daily Managers Reception hosted by the Embassy Suites in the lobby. Enjoy a free beverage and light snacks. This is always a favorite amongst attendees as it is just a great time to socialize.

And the convention is filled with learning opportunities. On Thursday afternoon, we will have a seminar detailing the "History of HOACGA". Listen to some early members as they tell us how HOACGA was formed and other interesting facts from the early years.



HOACGA President's Letter - continued

Friday morning, we are trying something different. Steve Lindquist will lead us in a "Meet-The-Collector Show and Tell". Eight to 10 collectors will share some of their glass and stories about how they got started in carnival and what they love about it. Should you be interested in being one of the collectors featured, please reach out to Steve.

This year, HOACGA will elect two officers at its business meeting on Friday afternoon. The positions of President and Secretary are up this year for two year terms.

The "Contemporary Auction" will be held on Thursday evening at 7pm. This is an on-line bidding only auction, so bring your phone, tablet or laptop to the banquet room and join us for a rousing good time. 50th Anniversary cake will be served at this event .

The "Main Auction" will be Saturday morning at 9:30. Preview will be 4to 8pm on Friday evening as well as, Saturday morning just before the auction starts.

Our main fundraiser for the club is our 50/50 poker chip game. 100 poker chips for sale at \$10 each. Three winning chips to be drawn just before the Saturday auction. You could win \$250, \$150 or \$100.

Room displays at HOACGA are definitely appreciated. Each room has a window facing the hallway. So you can set up your display and it will be viewable all day and night and you don't even need to be there. Attendees vote on "Best-in-Show" which wins a \$100 prize. Five other prizes of \$50 each are awarded by a judging team for Same Maker, Same Pattern, Same Color, Same Shape, and Own Theme.

Should you not only want to attend but to participate in running or organizing the convention, there are always volunteer opportunities. Just let any one of the officers know. Setting up risers. Unpacking glass, attending the registration table, and tidying up after ourselves are just a few of the ways you can help make the convention run smoothly.

When was the last time you saw these two pieces of carnival glass in person!! See them at the auction.



Nile Green Panther Master Bowl



Aqua Opal Acorn Burrs Punch Set

Heart of America Carnival Glass Association - HOACGA

2023 Convention Itinerary - April 12-15, 2023

Daily

Breakfast in Lobby provided by Hotel

5:30pm to 7:30pm - Manager's Reception in Atrium

Tuesday - April 11th

6pm - Early Bird Dinner at the Smoke Box Restaurant

Wednesday - April 12th

Registration available - See Kathi Johnson

5:30pm to 7:30pm - Subway sandwiches served in Salon D

Thursday - April 13th

Registration open outside of Salon D from 10am to 4pm

3:00pm - **A 50 Year History of HOACGA Presentation**

5:30pm to 7:00pm - Pizza Party served in Salon D

7:00pm - **Contemporary Carnival Glass Auction**

7:00pm - **50th Anniversary CAKE!**

Friday - April 14th

Registration open outside of Salon D from 8am to 3pm

9:30am - **Meet the Collector Show and Tell**

Noon - **Banquet Luncheon & National Parks Presentation**

2pm - **Annual Business Meeting**

3pm - Volunteers for Room Display Judging Team meet

4:00pm to 8:00pm - Preview Auction Glass

Saturday - April 15th

7:30am to 9:30am Preview Auction Glass

9:30am - Seeck and Wroda Auctions present the late
Rabon and Melphia Hall Collection

6:00pm - People meet in the hotel restaurant for dinner.

Sunday - April 16th

Convention survivors "One Last Breakfast" before saying
goodbye.

Room Displays:

At each convention, HOACGA encourages room displays as they are easily viewable through each room's window to the hall. Attendees so appreciate the effort. Be creative and share your carnival glass with others.

Displays are judged by a volunteer committee and a winner is chosen for each of the following categories:

- Same Maker
- Same Pattern
- Same Color
- Same Shape
- Own Theme

Attendees then vote on their favorite display and an award is presented for "Best Overall Display".

Prizes are \$50 for each of the five categories and \$100 for "Best Overall".



**Register at HOACGA.com or
use the form on page 5**

Heart of America Carnival Glass Association - HOACGA

2023 Convention Registration Form

April 12-15, 2023

Embassy Suites Airport Hotel – 7640 NW Tiffany Springs Pkwy, Kansas City, MO

816-891-7788

Name (s): _____

Street: _____

City/State/Zip: _____

Phone: _____

Email: _____

Convention Registration:

Registration fee # attending _____ @ \$10 each \$ _____

Wed. evening: Free dinner-Salon D (Hoagie sandwiches/fixings, cookies) # _____ Free

Thur. evening: Free dinner-Salon D (Pizza and Salad Party) # _____ Free

Fri. Luncheon and Presentation "Our National Parks". # attending _____ @ \$29 each \$ _____

50/50 drawing (select your square on a 10 x 10 board – 100 spaces)

\$10 per square (Prizes totaling up to \$500) # tickets _____ \$ _____

Convention Total: \$ _____

Refunds for meals will not be given for cancellations received after April 7th

(Convention registrations fee will be refunded for cancellations).

Annual Membership (includes 5 emailed newsletters) Free

Mailed Hardcopy Newsletter Subscription \$35 \$ _____

Be a Supporting Member of the Texas Carnival Glass Club \$10 \$ _____

Membership Total: \$ _____

Grand Total: \$ _____

Make checks payable to: HOACGA, mail to Kathi Johnson, 515 Greenway Point Drive Janesville, WI 53548

You can also register online at www.hoacga.com where Paypal is accepted.

I will have glass to sell or I will have a Room Display and thus I need a hall window. YES / NO

2023 HOACGA Auction Glass



Ice Blues



Purples




Morning Glory Tankards and Tumblers



Opal

Opal

Opal



President's Corner
By Emmett Morgan

I am writing this Corner as we approach our Texas Convention. We are in the process of having a blast!

Our auction is one of the best or the best we have ever had. Floyd and Cecil always made sure Jim and Jan would bring us a good auction. So Floyd is looking down with his smile and enjoying every minute. We are grateful to the Seecks and the owners of their beautiful glass.

We have a nice crowd attending. Some new collectors, new folks, and the faithful who try to come every year. Dorothy and Cale have been busy getting the hospitality room together so no one goes home hungry.

In my next President's Corner, I will tell you more about our successful convention.

This year is full of wonderful conventions and beautiful glass for you to take to a new home. It just takes money!! Plus so much fun and seeing people we have not seen in a year or longer. Made our Embassy Suites reservations today for HOACGA in Kansas City in April 12 -15.

Safe travels and stay healthy,



TEXAS MEMBERSHIP & NEWSLETTER APPLICATION
Texas Carnival Glass Club (TCGC)

Membership in the Texas Carnival Glass Club is due annually on FEBRUARY 1st and runs through January 31st. Your membership fee of \$10 includes five Carnival Glass Action newsletters emailed to you in PDF format. See additional membership options below.

Name (s): _____
 Address: _____
 City/State/Zip: _____
 Phone No. _____
 Email _____

DO NOT print my contact information in the Membership Directory

Annual TCGC Household Membership, includes 5 emailed Newsletters	\$10.00 _____
For an additional \$25 receive a printed newsletter by mail	ADD \$25.00 _____
Be a supporting member of HOACGA (circle one) Yes No	NO CHARGE \$0.00
TOTAL = \$ _____	

Make Checks Payable To: Texas Carnival Glass Club

Please mail this form with payment to:

Vernette Shaffer
 9815 Oak Point Drive
 Houston, TX 77055

Fruit Salad Punch Set in Peach Opal by John and Lucile Britt

This article appeared in the May 1990 HOACGA newsletter as well as appeared in the third HOACGA Educational Book.

The peach opalescent Fruit Salad punch set is certainly one of Westmoreland's finest entries into the carnival glass field. The first time Lucile and I ever seen a photo of this beautiful set in color was on the cover of Sherman Hand's book #2, "Colors in Carnival Glass". It is also shown in color on the inside of that very fine book. Sherman Hand, along with Rose Presznick used the name "Multifruits" for this pattern, as you might find that name used occasionally. Hartung, however, calls it Fruit Salad and that is the name that is most often used for this pattern today. Bill Edwards also shows this fine punch set in peach



opalescent in his revised 2nd edition book "The Standard Encyclopedia of Carnival Glass". He, like Hartung, refers to the pattern as "Fruit Salad". Whether you like to call this pattern Fruit Salad or perhaps Multifruits, it is certainly a beautiful, desirable and rare set. In addition to our featured peach opalescent color, Westmoreland also made this punch set in amethyst and marigold. *The only known blue opalescent punch set (no known cups) sold in 2022 at the International Carnival Glass Association convention.*

The first peach opal Fruit Salad punch set that we were actually able to see was owned by Don and Connie Moore of Alameda, California. To us, it was one of the brightest stars in their beautiful collection of carnival glass. Don must have like it very well too, as he used it on the cover of his very educational book "The Complete Guide to Carnival Glass Rarities".

It is possible that new or beginning collectors might get the Fruit Salad pattern punch set mixed up with the Many Fruits set, which was made by Dugan. Just remember that the Fruit Salad is the only punch set that contains the Pineapple. Even the punch cups contain the pineapple, along with the grapes and cherries, as does the top. The base to the set contains only the grapes, however. In fact, there are three distinct bunches of grapes on the base. Keep in mind that this pattern contains the pineapple and you will have no trouble distinguishing it from Dugan's Many Fruits and Millersburg's Multifruits and Flowers punch sets.



This article was originally published with the top photo in black and white. The top photo is John Britt's photo now presented in color. **The photo to the left is Lot 216 in the 2023 HOACGA auction.**

On the Hunt Series

Ignored Unassuming Treasure By Corky Cotten



Due to the vast number of patterns made by many companies, it is difficult to gain the knowledge to know them all. Especially the manufacturers who produced iridescent glass in such small quantities. Did they produce the piece or was the iridescence applied by an aftermarket company? The answer to some of these pieces' history we may never know.

How often have you walked through a shop or estate sale and dismissed a piece due to your lack of knowledge? Most of the major Carnival Glass books will not have them mentioned, so unless you acquire or research a vast library, you may remain in the dark.

I find that I am learning something new every year concerning these unassuming pieces. Who knows how many treasures have been ignored and left sitting on a shelf?



I can think of one rare piece that fits this storyline. In September 2022 Tom Burns had a small marigold vase listed. The pattern is Hobnail Columns made by Anchor Hocking. Mr. Burns sold one previously in 2017 and states only a couple are known. HOC has only three listed selling at auction. My jaw drops as I have seen one before and never gave it its just rewards, dismissing it as contemporary.

I have visited this small-town shop frequently and first noticed the vase in 2016. Occasionally on my visits I would pick it up and set it back down. For six years I had unknowingly been ignoring a treasure. Needless to say, two weeks after the Burns auction I made the trip back to the shop and brought the treasure home with me. I obviously wasn't the only person ignoring this vase, as it set in the same spot for six years that I know of. Knowledge is the greatest gift you can give yourself.

I hope I keep learning so I don't ignore the next treasure.

On the Hunt Series


Tumbler Finds By Corky Cotten

What is not to like about tumblers? They don't take up much space, can be inexpensive, and when grouped with multiple patterns and base colors can make a great display. One Monday I got the urge to hunt and went on a freelance hunting trip. I came upon a shop in a town I had never visited.

I walked into the shop and was told by a helper they were closed on Monday. The owner was there and told me to go ahead and look around as I was there. He asked if I was looking for anything in particular, and we all know my answer. Amazingly, he stated he had just bought another shopkeeper out who was retiring and had Carnival Glass. In fact, they had a box on the floor in front of a display case preparing to unwrap the pieces, price them, and put in the case. As the helper was unwrapping them, I would select one I liked and take it to the desk in the owner's office. All the pieces were of good quality, some with superior iridescence. I selected some tumblers along with a few other pieces. One of the tumblers, an amethyst Oriental Poppy, just took my breath away. It is absolutely beautiful with wonderful iridescence. The prettiest I have ever seen. After I had made my selections, he gave me very responsible prices, which I was more than happy to pay.



I am still astounded how I managed to get into a shop that was closed (they forgot to lock the door), and they just happened to be putting a box full of Carnival Glass out that day. I was overjoyed to find the tumblers.



Four Seventy Four by Imperial Glass



Four Seventy Four is an Imperial pattern that combines a typical cut-style with an almost realistic daisy. The name comes from the numerical mold designation in Imperial catalogs.

This pattern is found in water sets in green, marigold and purple; a mid-size pitcher in marigold and purple and a milk pitcher in green, helios, lavender, marigold, olive and purple. These three pitchers are 9 7/8 inches, 8 3/4 inches and 7 3/8 inches tall to the highest point of the ice lip. Tumblers are found in additional colors of aqua, blue and lime green. Imperial is known to have made tumblers in various sizes, but for Four Seventy Four, they seemed to have only made the one standard size.

The pattern was not made in bowls or plates.



Another common shape is the punch set. Punch sets are easily found in marigold but very scarce in green or purple.

To the above left, is one of only a few known punch sets in purple. They have been found, only rarely, in a beautiful emerald green as shown above.

Punch or custard cups are also found in aqua, olive and smoke.

To the left is the 474 punch set and above is the 474 water set as presented in Imperial's catalog 103B which was published about 1915.



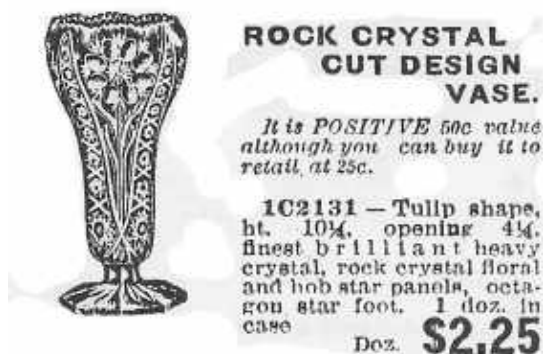
Four Seventy Four by Imperial Glass - continued



Vases are very rare in Four Seventy Four. There are three different sizes; approximately 8-inch, 10-inch and 12 1/2-inch as shown in the photo to the left. Ten inch vases are probably found most often followed by the 8 inch vase, but even so, these vases seldom come to auction. The 12 inch vase is extremely rare with no auction listing for any 12 inch vase except the green shown above. But a 12 inch mold did exist and is now in the possession of Mosser Glass. The Texas club had Mosser make the yellow 12 inch tall 474 vase as its 2019 convention souvenir. About 50 of these vases were handed out to that year's banquet attendees and another 20 whimsied versions were auctioned off. This contemporary vase, while made by Mosser Glass, is marked with Imperial Glass' IG in three different places. This green 12 1/2 inch example may be the only classic era one in this color or any other color for that matter! It sold at the 2012 International Carnival Glass Association convention auction for \$21,000. The photo of the green vase is courtesy of Ddoty.com.



Included on this page are various ads or catalog pages from the 1910s showing the 474 vase. In the top ad, it is shown next to a 7 3/4 inch tall Octagon vase making that 474 vase about 8 inches tall. Directly above, this Butler Brothers ad lists the 474 as 8 1/2 inches tall and the ad above to the right shows a "Rock Crystal Cut Design Vase" in a tulip shape as 10 1/4 inches tall. Thus the 8 and the 10 inch vases are shown here.



The 474 classic era vase may only be shown here in marigold and in green, for the 12 inch version, but other colors are reported but not yet photographed. For example, in Carl Burns Imperial book, he lists a 14 inch vase available, although rare, in purple. To date no 14 inch vase or purple vase is known or photographed. I suspect that the reference to a 14 inch vase was a mistake and that it should have been listed as 12 inches. Until a photo can be found.

Four Seventy Four by Imperial Glass - continued



Four Seventy Four is found in several stemmed pieces including a goblet, a wine, a cordial and a sherbet. The goblet is 6 1/2 inches tall with a 3 inch 8 sided base. The wine is 4 1/8 inches tall with a 1 3/4 inch 8 sided base. The cordial is 3 inches tall with a 1 1/4 inch 8 sided base. And the sherbet is 3 5/8 inches tall. These four stems are shown in the ad below and are only found in marigold. Reports of these stems in other colors are not confirmed.



Four Seventy Four compotes are quite rare. The purple one shown below to the left is an old classic era compote as it has an eight sided base. Imperial's reproductions of this compote have round bases as shown below in this green example. The reproductions also have a peacock tail pattern on the interior while old compotes have a plain interior. New compotes should be marked with an "IG" under the base. Other classic era colors include green and marigold. The ad below is from Imperial's 103B catalog



which was published about 1915 and shows the 474 compote with the eight sided base.



Four Seventy Four by Imperial Glass - continued



In addition to the compote, mentioned previously, there are several 474 pieces that were made in the contemporary carnival glass period. One should understand what pieces were made in the 1970s and 80s to ensure you are paying for what you think you are. The 474 water set was reproduced by Imperial in this Ultra Blue for Joan Westerfield, a glass dealer. It is easily identified by the "peanut" on the base. Other newer colors are known with no peanut.



Imperial made this 474 butterdish in Horizon Blue. It is the only table set piece made in the contemporary era. They also made salt and pepper shakers in Horizon Blue. Imperial also made the straight up top vase in Sunset Ruby. Fenton then acquired the vase mold and made them with the flared out top. The other water set above is often confused with being a 474 piece but it is a unique contemporary pattern made by Imperial called Mayflower in this marigold and smoke.

The Frolicking Bears Tumbler by US Glass

The narrative below, along with the two drawings at the bottom come from Marion Hartung's Book III. The drawing to the left comes from O. Joe Olson.



Frolicking Bears



This is the only pattern used in this book which required two sketches to give the reader the complete pattern. Certainly this tumbler is worthy of a great deal of attention, as in both quality of design, and glass, as well as in excellence of workmanship, it ranks with the top few in pattern glass, whether iridescent or not.

Like "Farmyard" (Book Two) the almost universal reaction to this happy piece is a smile, followed closely by admiration for its quality.

Again we have seen here only a single piece, but one so very outstanding that it had to be included. Mr. Leslie Wolfe of Newman, Illinois, generously loaned this from his private collection. He prizes it very highly, as indeed would any collector fortunate enough to find one.

The tumbler shown is four inches tall, two and three-fourths inches in diameter. The encircling pattern of six playful bears and their various antics completely encircles it, and the three mould lines are not readily visible. The bears romp against a highly raised background of mountainous terrain, with a sort of loose basketweave effect at their base.

Above and below the main design we find a trailing pattern of vine, grapes, and leaves. In theme this would seem unrelated to the rest, and was probably used for its grace and convenience rather than for any other reason.

One highly unusual feature of this tumbler is that at the bottom the pattern runs down over the edge and up underneath. Thus, the tumbler does not have a flat base, but rests on the curving vine. As drawn, therefore, there simply is no straight edge at the bottom. We know of no other pattern so made, and it further adds to the outstanding quality of this piece of glass.

Certainly we had working here a real master of the art of making pressed glass, one gifted far beyond the average in artistic talent. The tumbler is also known in crystal, while this one in Carnival was in a shade of smoky, almost olive, green. Pieces such as this one should help to remove the remaining stigma, if indeed there be any remaining, to the entire field of Carnival Glass.



It is thought that there are fewer than 10 Frolicking Bears Tumblers known and all in an olive green.

The Frolicking Bears Pitcher by US Glass

In the Spring of 1966, Rex and Phyllis Lyons, Swayzee, Indiana, turned up the first Bears water pitcher in olive green glass with fair iridescence matching the tumbler in the Wolfe collection. The pitcher was reported to have appeared at a rural rummage sale in North Central Indiana. The pitcher sold originally for \$5.00. It was handled by many collectors and dealers before the Lyons locked it up. They sold it for a reported \$2,500, a carnival record at that time, to a collector in Pennsylvania.

A second Bears pitcher in olive green carnival was turned up by the Lyons, again reportedly in northern Indiana in 1970 and sold to Mary Collier for \$3,000. The third known Bears pitcher, again in olive green, was bought for \$10 by a woman who knew her patterns at a garage sale in northeast Kansas City in October 1972. This third pitcher was sold for \$3,200.

The second pitcher found was sold again in 1976 at the Collier auction conducted by John Woody. It sold to John Roller for \$6,100 but he purchased it for Sam Roebuck. The pitcher was sold in the Roebuck auction on September 4, 1982 again by Woody Auctions in St. Louis. It was listed as item #172 "Frolicking Bears Water Pitcher - green". It sold for \$3,000 and was purchased by Dr. Allen B. Jones. Ownership of the pitcher then passed on to Rabon and Malphi Hall, of Virgi, Kentucky. It came to them from Norere Duran of New Mexico who purchased it from Dr. Allen Jones. It is this pitcher, owned by the Halls' estate, that will be sold at the 2023 convention auction.

In a 1982 "The Glass Collector" magazine, William Heacock states "the most startling news was the appearance of the Frolicking Bears pitcher/tumbler in a circa 1910 U.S. Glass catalog found at Corning."



76. Frolicking Bears water pitcher - bought as olive green but has more of a smokey color to it. No matter what color you call it, it's an extremely rare pitcher. It does have an epoxied chip on base.

The following article is from "The Glass Collector" 1982 by William Heacock

CARNIVAL GLASS BY UNITED STATES GLASS COMPANY

This Spring, 1982 will go down in carnival glass records as a time when some incredible discoveries were made and released to the community of collectors.

The April 7 issue of *The Antique Trader* will carry a major story on Westmoreland Carnival Glass from 1908-1912, with some big news not even included here in *The Glass Collector*. On April 23 I am banquet speaker at the H.O.A.C.G.A. convention, where I will reveal some of the secrets I turned up about the great Harry Northwood. Photography will also begin on THE Northwood book at that convention. Also important is that the first Fenton book is almost sold out and the publisher agreed to let me add eight more pages of rare early Fenton glass to the second edition. And finally, the story you are reading right now and elsewhere in this issue on exciting discoveries on the carnival production of the United States Glass Company, and of Sowerby's Ellison Glass Works in England.

Tom Klopp and I put our heads together (figuratively speaking, as we have not met) and searched the Hartung, Presznick and Hand books to compile this list of patterns known to have been made by U.S. Glass. This company was actually several different factories, but by 1911, when they began producing iridescent glass, the major production of the firm was concentrated at their plants in Gas City, Ind., Tiffin, Oh. and Glassport, Pa.

I for one was surprised when the list was completed (are lists ever complete?). At least 30 different patterns and novelties can be attributed to U.S. Glass. I wrote in my *Trader* column about the new BIG SIX in carnival production (Northwood, Fenton, Imperial, Millersburg, plus Dugan/Diamond and finally Westmoreland). Perhaps U.S. Glass should be added to the list to help complete the picture. By adding the English attributions, and continuing with the research, it won't be long before we know who made ALL of the carnival patterns.

Most of the U.S. Glass attributions can be confirmed by a quick check on my Book 5. Others are confirmed by catalogue reprints in Fred Bickenheuser's *Tiffin Glassmasters - Book II*, by catalogues studied at The Corning Museum of Glass (CMG), and by the personal files of Mr. Bickenheuser (FB), who has spent many years researching U.S.

Glass, at Tiffin and other locations.

The most startling news - I hesitate using the expression "earth shattering", but that was how I felt when I saw it - was the appearance of the *Frolicking Bears* pitcher/tumbler in a circa 1910 U.S. Glass catalogue found at Corning. It was shown on the same page as the popular *Nursery Rhymes* toy-size table set, water set, berry set and punch set (among others). The original of the catalogue was elsewhere, but a microfilm copy is reprinted here to prove this important discovery. Only a very limited number of these pitchers and tumblers are known to exist in carnival glass, and the prices they bring are astounding. The tumbler is shown on the cover of the Owens book on carnival glass tumblers. The pattern was named in Metz 2, pg. 82, where she estimates it to be from the 1860's. Only a pitcher and tumbler were made in this design, and primarily only in clear glass.



* Novelty 1 Pint Jug
\$ 49 per doz



* Novelty 1 Pint Jug
\$ 49 per doz

A STUDY in STIPLING by Dean & Diane Fry (8-11)

Why stippling? 1. To fill in smooth spaces having no molded design, adding to the reflective quality of the applied iridescence. 2. Stippling extended mold use as wear – (pitting) developed from wire brushing in the removal of small bits of glass.

The number(s) found beside the pattern name under each photo refers to the numbers associated with each chisel diagram. This should help you discern the differences seen in each stippling. For the sake of comparison, we have used examples from each of the major American manufacturers, as well as exterior/interior patterns on various shapes.

Here are a few of the hundreds of chisels used for creating the various stippling found in cast iron moulds.

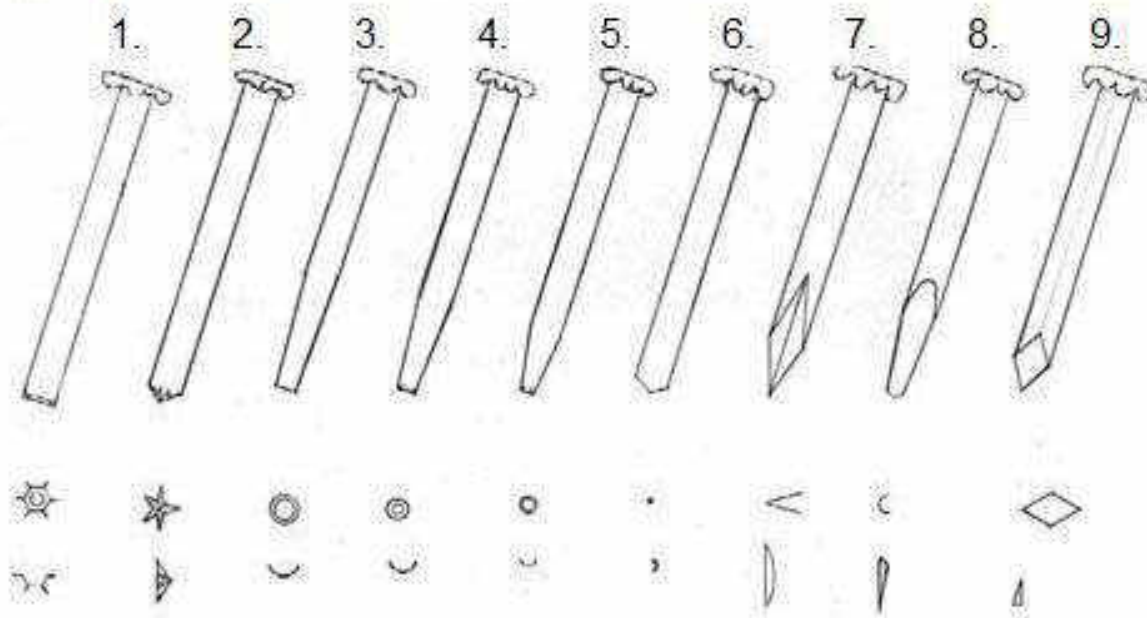


Diagram of Chisel markings.



Steel Chisels

A STUDY in STIPPLING by Dean & Diane Fry (8-11)



Amethyst BASKET OF ROSES Bonbon - #5 Chisel.

BASKET OF ROSES: a lovely Northwood pattern confined to the bonbon shape.



BEADED ACANTHUS Milk Pitcher.

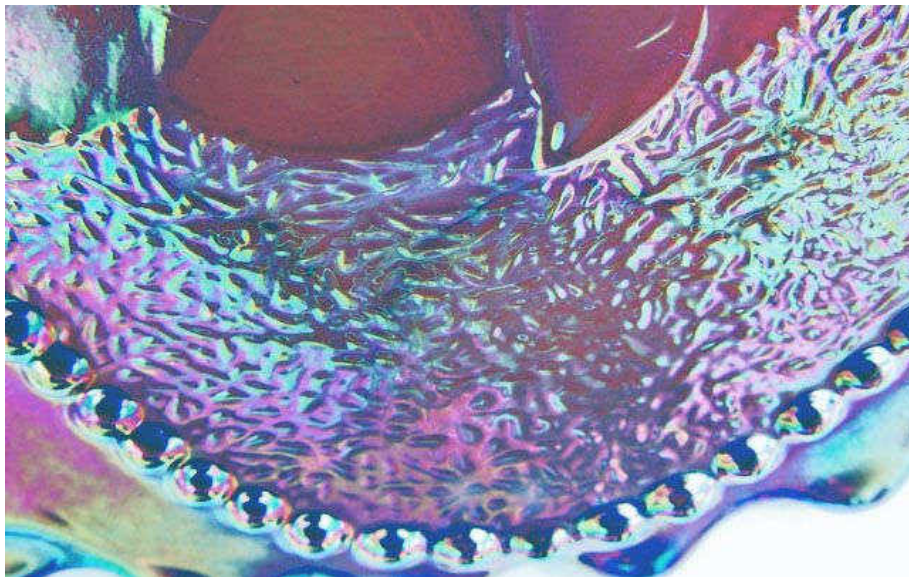
BEADED ACANTHUS: The pattern is used exclusively on this Imperial 7" milk pitcher. We do not display a diagram for this eight-pointed star chisel.

A STUDY in STIPPLING by Dean & Diane Fry (8-11)



BELLAIRE SOUVENIR - #4 & #6 Chisel.


BELLAIRE SOUVENIR: A marigold 7" bowl produced by Imperial.



Amethyst FLOWERS & BEADS - #8 Chisel.

FLOWERS & BEADS: This is the exterior pattern found on Dugan's Fishscale & Beads 5"-7" bowls and 7" plates.

A STUDY in STIPPLING by Dean & Diane Fry (8-11)



White GARDEN PATH VT. - #7,#8,#9 Chisels.

GARDEN PATH VT: In this 7" plate from Dugan, the white is one of the rarest colors, offering the Soda Gold exterior pattern.



Peach Opal HEAVY GRAPE - #6 Chisel.

HEAVY GRAPE: Dugan's competitive answer to Imperial Grape and Grape and Cable, these impressive 10"-11" bowls are scarce in all known colors of marigold, amethyst and peach opalescent. The 5"-6" size are seldom seen.

A STUDY in STIPLING by Dean & Diane Fry (8-11)



White LITTLE FISHES Bowl- #3 & #7 Chisels.


LITTLE FISHES: This Fenton design offers a very nice example of the #3 type stippling to create the fish-scale result. This is one of two footed bowls known in white. #3 chisel was hit at a 30 degree angle, forming just one half the circle to create the scale.



Green LITTLE STARS - #4 Chisel.

LITTLE STARS: Found mostly in 7" bowls. Millersburg origin.

A STUDY in STIPPLING by Dean & Diane Fry (8-11)



Purple LUSTRE ROSE lg. fruit bowl - #7, #8 & #9 Chisels.

LUSTRE ROSE: The same three combinations of stippling also appears on the smaller 8"-9" footed bowl in this pattern from Imperial.



Persian Blue Fenton PEACOCK & URN - #5 & #8 Chisels.

PEACOCK & URN: Bowls and plates in this Fenton pattern offer the same stippling.

A STUDY in STIPPLING by Dean & Diane Fry (8-11)



Green Millersburg PEACOCK - #1 Chisel.

PEACOCK: Three Millersburg 5"-6" bowls in different colors were compared. All three offer the same stippling.



Marigold TWO FLOWERS - #2 & #5 Chisels.

TWO FLOWERS: A footed chop plate was used for this example of stippling. The same stippling is applied to the 9" footed plate. A Fenton pattern.



STRETCH OUT DISCUSSION

Show and Tell – Swung Vases

will be the topic of our *Stretch Out* Discussion on **Thursday, March 9, 2023**

at 8 pm Eastern, 7 Central, 6 Mountain & 5 Pacific Time.

All are welcome to join this Zoom meeting.

Non-members can email info@stretchglassociety.org to receive the Zoom invitation.

Photos of swung vases will be available on our website, stretchglassociety.org one week before the meeting.

Many who have joined our discussions are thanking us for identifying their recent purchase.



2023 Convention Calendar

March

Texas Carnival Glass Club

March 8 thru 11

Washington County Expo Event Center and
Hampton Inn and Suites, Brenham, TX

Phone (979) 337-9898

April

Heart of America Carnival Glass Association

April 12 thru 15

Embassy Suites Hotel Kansas City MO,

Phone: (816) 891-7788

May

Keystone Carnival Glass Club

May 10 thru 13

Holiday Inn, Grantville PA,

Phone: (717) 469-0661

June

American Carnival Glass Association

June 14 thru 17

Comfort Inn Suites, Berlin OH,

Phone: (330) 893-7400

July

International Carnival Glass Association

July 5 thru 8

Brookfield Wisconsin Embassy Suites

Phone (262) 782-2900

August

The Stretch Glass Society

August 10 thru 12

Comfort Inn Lancaster County North, Denver PA

Phone (717) 336-7541

September

New England Carnival Glass Association

September 7 thru 9

Courtyard by Marriott, Cromwell CT

Phone (860) 635-1001

October

Millersburg Glass Association

October 6 thru 7

Comfort Inn Suites, Berlin OH,

Phone: (330) 893-7400

Mid-Atlantic Carnival Glass Club

October 19 thru 21

Homewood Suites, Hagerstown MD

Phone: (301) 665-3816

November

Great Lakes Carnival Glass Club

November 2 thru 4

Lansing Ramada, Lansing, MI

Phone: (517) 627-3211

Please check club and auctioneers' websites for up-to-date information.



POSTMASTER


Direct any problems to

Distribution Manager:

Gary Sullivan

671 Ridge Road

Wethersfield, CT 06109



Members: Please check your "Address Label". The numbers after your last name separated by a dash (-) is the date (month and year) for your membership or newsletter renewal.

