

CARNIVAL GLASS ACTION!

November 2023 A Joint Publication of:



Texas Carnival Glass Club



See Page 4 for more information on this 2024 Texas Club Souvenir



INSIDE:
Page 2 - Texas President Letter
Page 3 - 2024 Texas Convention
Page 4 - Texas 45th Anniv. Souvenir
Page 5-6 -Texas Hotel and Registration
Page 7 -Texas November Club Meeting
Page 8 - 2024 HOACGA Convention
Page 9 - Carnival Glass Future
Page 10-13 - Imperial Smooth Rays
Page 14-16 - Tulip and Cane
Page 17 - Id of Vases
Page 18-20 - Big Pine Key Glass Works
Page 21 - Chatelaine
Page 22 - Chase Gets His Punch Sets
Page 23 - "On the Hunt" with Corky
Page 24 - Confusing Ribs
Page 25 - Auction Calendar
Page 26-27 - In Memory

President's Corner

By Emmett Morgan



Well, it's been a bit of a scorcher this year, and I don't think anyone has escaped the heat, lack of rain, and crazy weather. Fortunately, we've gotten a couple of good rains in Texas recently and are currently getting cooler temperatures. Most of our trees have survived although keeping any flowers and potted plants alive this summer became a true fight, which we lost more often than not. With the cooler weather we are now looking forward to our upcoming convention in 2024.

As always, the Convention team is on top of things as you will see when you read our convention information in this issue. At our 2024 convention in March (6 – 9) we will be celebrating our club's 45th anniversary. As for our 40th anniversary a decision was made to have a carnival glass commemorative gift to be given to the families or single attendee attending our 2024 Friday Banquet. The 40th Anniversary gift was an Imperial 474 vase in pastel yellow made from the Fenton mould #5719 that we purchased in August 2017.

Earlier this year a few of us took a detour on the way to the American Carnival Glass convention to work with Mosser Glass on this year's vase. We locked on a color, Bermuda Breeze (Sapphire), a few whimsy designs, and timing before we left. We received the vases from Mosser in early October, and a couple of club members met at our house to unpackage and inspect each vase. There was a brief scary moment when we looked at the shipping containers and saw several damaged boxes but for the most part they came through unscathed. The vases are gorgeous, and we know club members will definitely be pleased with this vase as a part of their collection. Pictures of the Whimseys that will be auctioned off at the 2024 convention banquet will be in our January edition of the Carnival Glass Action.



Our fall club meeting was planned to be hosted by Cale Wilcox and Jeff Phillips at their new home in Wylie, Texas, a suburb of Dallas. Unfortunately, we had to cancel this meeting due to a recent storm that swept through



the Dallas region causing damage to the ceiling and walls of their glass room. Fortunately, Fred and Elaine Blair have stepped up and offered to have the meeting at their house. We will bring one of the 45th anniversary vases to this meeting for club members to take a look at. It will be great opportunity to catch up with club members and see what new pieces of glass Fred and Elaine have captured. If you get a chance, please join us at the Blairs on the 11th.

Following this meeting the next opportunity we'll have to get together will be at our convention. Make sure you take a look at information in this issue on our 45th. We expect this to be a well-attended convention, so take the time to get your hotel and convention registrations in early. Finally, as always, Dorothy and I wish all a blessed Christmas and a wonderful 2023. Happy hunting as we look forward to seeing each of you at our convention in March.

TCGC Convention Schedule of Events
Washington County Expo Event Center
1305 East Blue Bell Road, Brenham, Texas

March 6-9, 2024

SCHEDULE OF EVENTS

Note: All Convention activities will take place at the Washington County Expo Event Center

Wednesday, March 6

1:30 p.m. Event Center Set Up by Board and Volunteers. Hotel check-in @3:00 p.m.

6:30 p.m. Dinner on your own or join us at Los Cabos Mexican Grill

Thursday, March 7

9:00 a.m. Event center open for setting up Displays, Glass for Sale, and Silent Auction

10:00 a.m. Convention Registration

11:30 a.m. Lunch provided

1:00 p.m. Seminar, "Dugan's Diamonds," by Cale Wilcox, Wylie, Texas and Dorothy Morgan, Brenham, Texas

2:30 p.m. Our hilarious "Annual Gift Exchange"

6:00 p.m. Whitley Award Dinner honoring Fred and Elaine Blair, Allen, Texas



Friday, March 8

9:00 a.m. Event center open

9:00 a.m. to 10:30 a.m. Open House, Emmett and Dorothy Morgan

12:00 p.m. Lunch provided

1:30 p.m. Annual Business Meeting and Election of Officers

Presentation of Allstar Award followed by "Show & Tell—A Texas Tradition"

4:00 p.m. Display voting closes. Vote for your favorite Display – Best of Show receives \$100!

4:00 p.m. Silent Auction closes – Bid on and win your favorite pieces

6:30 p.m. Display Contest Awards and Silent Auction Results

Banquet presentation, "Collecting Iridescence," by Rod Kaps, Thomasville, Alabama

Distribute 45th Anniversary 474 Club Souvenir Vases / 474 Whimsy Auction

Saturday, March 9

7:30 - 9:30 a.m. Seck Auction Preview followed by Seck Auction



TCGC 45th Anniversary Club Souvenir

Our vase base color this year is Sapphire Blue which is a stunning complement to the 2019 Pastel Yellow Iridized treasure of our 2019 anniversary gift. The vases measure 12" high with a mouth diameter of 6.5". You know that TEXANS always do things BIG. Each family or singles attending the Friday night Banquet will receive one of these vases at that time. It is our way of thanking our members.

Criteria for receiving this gift is simple: 1.) be an active member of TCGC, 2.) be registered for the convention, 3.) pay for and attend the Convention Banquet.

One important note: Just in case we have more attendees than vases, the date that your registration and check for the Friday banquet is received will be the priority for receiving a vase. The registration form and convention info are in this issue.

Please register early to ensure you can get a vase.



Texas Convention Auction - 2024 The Cherry and Late Norm Angell Collection

Seeck Auctions is please to bring the Angell collection of Carnival Glass to the convention in March as an Online Only auction. Cherry and Norm collected for many, many years and have a fantastic variety of outstanding pieces.

Their collection includes a fabulous marigold Christmas compote, a super purple Poppy Show vase, and a very large collection of Tornado vases. Many more vases include Hobnail Swirl, Funeral, and several rare unswung vases.

More specific pictures will be in the next newsletter.

Excited for a fun convention.

Jim and Jan Seeck
Seeck Auctions



TCGC 2024 Convention Hotel
Hampton Inn and Suites – Brenham, TX
March 6-9, 2024

Convention Hotel

Hampton Inn and Suites, 2605 Shulte Boulevard, Brenham, Texas 77833. Tel: 979-337-9898

MAKE YOUR RESERVATION NOW

Spring Antique Week in Round Top begins shortly after our convention and rooms will fill up quickly. You can always cancel later if you need to. **Deadline to reserve a room is Monday, February 19, 2024.**

We have secured a room block for **March 5, 6, 7, 8 & 9**. To ensure that you are part of our room block please book your room directly with the hotel.

Call the Hampton Inn and Suites at 979-337-9898 and tell them you are with the **Texas Carnival Glass Club room block**. If you need to extend your stay please check with the hotel. The hotel will honor the TCGC room rate **if rooms are available**.

Room Rates

Double Queen or King Suite: \$119 (plus tax). All rooms are equipped with a microwave and a mini fridge. King Suite rooms also include a sleeper sofa.

Breakfast

A Hot Breakfast is included in the price of the room.

Pet Policy

This is pet friendly hotel. There is a \$75.00 Non-refundable Fee for 1-4 nights. \$125 Non-refundable fee for 5+ nights. 2 pets maximum. ADA service animals are welcome.

Hotel Deadline

Monday, **February 19th**. Cancellations will be accepted up to 4:00 PM the day of arrival.



Texas Carnival Glass Club Convention Registration Form

Washington County Expo Event Center
1305 East Blue Bell Road, Brenham, Texas
March 6-9, 2024

Please Print Clearly

Name (s): _____
Address: _____
City/State/Zip/Country: _____
Phone: _____ E-mail: _____

_____ **DO NOT print my contact information in the Membership Directory**

Convention Registration (Enter the NUMBER of persons attending for each item below)

Convention Registration Fee: \$15.00 per person	_____ @ \$15.00 each	= \$ _____
Thursday Hospitality Lunch	_____ @ FREE	= \$ <u>0.00</u>
Friday Hospitality Lunch	_____ @ FREE	= \$ <u>0.00</u>
Saturday Coffee and Donuts	_____ @ FREE	= \$ <u>0.00</u>
Thursday Whitley Award Dinner: Sponsored (no charge)	_____ @ \$0.00 each	= \$ <u>0.00</u>
Friday Banquet Dinner	_____ @ \$20.00 each	= \$ _____
Will bring a Display (circle one)	Yes or No	
Will bring Glass for Sale (circle one)	Yes or No	
Will donate Silent Auction item (circle one)	Yes or No	
Will contribute food to Hospitality Room (circle one)	Yes or No	
Please consider a donation to the Hospitality Room		= \$ _____
	SUB TOTAL	= \$ _____

Refund Policy

Due to catering commitments, refunds for convention meals will not be given for cancellations received **after Friday, February 23, 2024**. Your convention registration fee WILL be refunded.

Annual TCGC Household Membership, includes 5 PDF Newsletters		\$10.00	_____
With printed and mailed newsletter		ADD	\$25.00 _____
Be a supporting member of HOACGA (circle one) Yes or No		NO CHARGE	<u>\$0.00</u>
	SUB TOTAL		= \$ _____
	GRAND TOTAL		= \$ _____

Make Checks Payable To: Texas Carnival Glass Club

Please mail this form with payment to:
Vernette Shaffer
9815 Oak Point Drive
Houston, TX 77055

Office Use Only

Date Postmarked: _____ Check/Cash: _____ Special Instructions:

2023 TCGC Fall Meeting
Notice of Change of Meeting Place
Saturday, November 11, 2023

The Home of Fred and Elaine Blair
1608 Corkwood Dr.
Allen, TX 75002

Due to Cale Wilcox's house emergency, there has been a slight change of plans. The Blairs live only 30 minutes from Cale, so the location of the meeting will slide to the north a bit. I'm not promising every piece of glass will be dusted, but you'll have food and fellowship galore.

Please RSVP by Saturday, November 4th. Elaine Blair cell: 972.965.1655, elaineblair@att.net

Schedule of Events:

11:00 am - Open House


12:00 pm – Lunch

1:00 pm – Show and Tell and Business Meeting

Directions:

Go north on US-75 (past LBJ/635). Continue north past Pres. George Bush Turnpike (190). Continue north on US-75 for about 8.5 miles. Take Exit 37/Stacy Road. Turn right (east) on Stacy Rd. Continue 1.8 miles east to light at Angel Pkwy. (CVS will be on the right). Turn right on to Angel Pkwy. Continue .3 miles and take second left on to Dominion Dr. (It's the first entrance into the Bellegrave neighborhood on your left.) Turn right at the stop sign on to Buckthorne Dr. Take the next left on to Corkwood Dr. We're the 3rd house on the right...1608 Corkwood Dr.

All the major hotel chains are within 4 miles of the house.



HOACGA 2024 Convention and Auction

Plan on joining us for the 2024 HOACGA convention.

When: April 24th through 27th

Where: Embassy Suites
7640 NW Tiffany Springs Pkwy
Kansas City, MO



Come and enjoy friends, food, seminars, room displays, free breakfast, afternoon managers' reception, room sales and a great Saturday auction.

More information will be available in the January newsletter.



Seeck Auctions

To present the fine collection of Tom and Ann Bumpass on Saturday morning April 27th

CARNIVAL GLASS FUTURE 09/13/2023

As many carnival glass clubs cease to exist it may be useful to reexamine the concept of a national organization.

I fear the demise of HOACGA is near for a variety of reasons, some unique to HOACGA and some common to all clubs holding conventions. While the cost of hotels and travel is the major stumbling block there are many other contributing factors. I think the lack of a central club with regular meetings is a major stumbling block for HOACGA to overcome. This puts HOACGA with a loss of local support to organize conventions and to support that effort with materials and man power. Going forward I think clubs like Texas and Tampa Bay will be best suited to continue the convention tradition if they so choose to. Planning a convention from a distant state away is a massive and stressful undertaking and I applaud people like Brian Pitman and Gary Sullivan for their efforts.



In 2006 as President of the Pacific Northwest Carnival Glass Association and over seeing the 100th anniversary celebration of carnival glass at our convention I came to some conclusions. I felt the west coast clubs were duplicating themselves and not maximizing their returns on efforts. I proposed to combine the west coast clubs into one big west coast association with one convention/auction a year. Each club would retain their autonomy , run as they see fit but we would combine our efforts to have one big convention/auction a year that would rotate from California to Oregon to Washington . We would combine our news letters into one. Individual club presidents would compose a West Coast board. Clubs would save money on newsletters, have more information and contributors and less duplicated efforts. The yearly convention main responsibility would fall to the local club who's turn it was to have the convention with support from the other clubs as needed. I strongly felt this arrangement would attract larger, better quality auctions for our convention and significantly reduce the auctioneers expenses. My thought was looking forward was to an eventual national organization. I came close to achieving this goal but unfortunately my work caused me to move to Alabama .

So to briefly summarize: A National organization (United States Carnival Glass Association?) comprised of local clubs and individual members.

1. One major convention/auction held in an area with a member club that has local membership participation and support. Club presidents are the National board. All clubs retain their autonomy. National board supplies support and convention requirements.
2. One combined national news letter with each club having a section to participate as they desire.
3. Support with national dues. (Take time to look at the American Brilliant Cut Glass Association model) You can belong to the National Association without being a club member. This would encourage members from areas without local clubs or just don't want to join a local club.
4. Proceeds from National Convention would support the National organization, host club and if additional monies are earned be distributed back to ALL CLUBS evenly.


Sincerely, Rod Kaps

Smooth Rays - Imperial

Carnival glass collectors typically think of Imperial's Smooth Rays pattern as only coming in flat nine inch eight sided plates or eight inch eight ruffled bowls. But the pattern name can be applied to a variety of shapes that appear in Imperial catalogs of the classic era period starting right at 1909 and throughout the 1920s. Carl Burns, in his book on Imperial Carnival, did write about the multiple shapes and mold numbers of Smooth Rays.

The pattern consists of equal and untextured rays starting from the center of the interior and emanating outward to the piece's edge.

These shapes are represented in Imperial's old catalog with several mold numbers. Shapes include the eight sided bowls and plates from the same mold (#3897/1), sherbets(#399), custard cups(#755), footed jelly (#431), stems of various sizes(#442), a breakfast creamer and sugar set (#609), sundae sets made up of a large collar based round flared bowl (#345) with six sundaes with underplates(#499), and salad sets made up of a 10 inch flat based bowl (#808) sitting on a 12 inch plate (#808) accompanied by six 8 inch plates(#805). Water Pitchers and tumblers are also said to be part of the Smooth Rays pattern but have not been located in an old Imperial catalog yet.



Found in plates in clambroth, marigold and smoke and bowls in marigold and purple. These pieces of Imperial's Smooth Rays pattern have a clear unpatterned circle in the center of the pieces, possibly to allow the pattern in the marie to be seen from the front.

Above is a smoke plate. The purple ruffled bowl is 8 inches across.

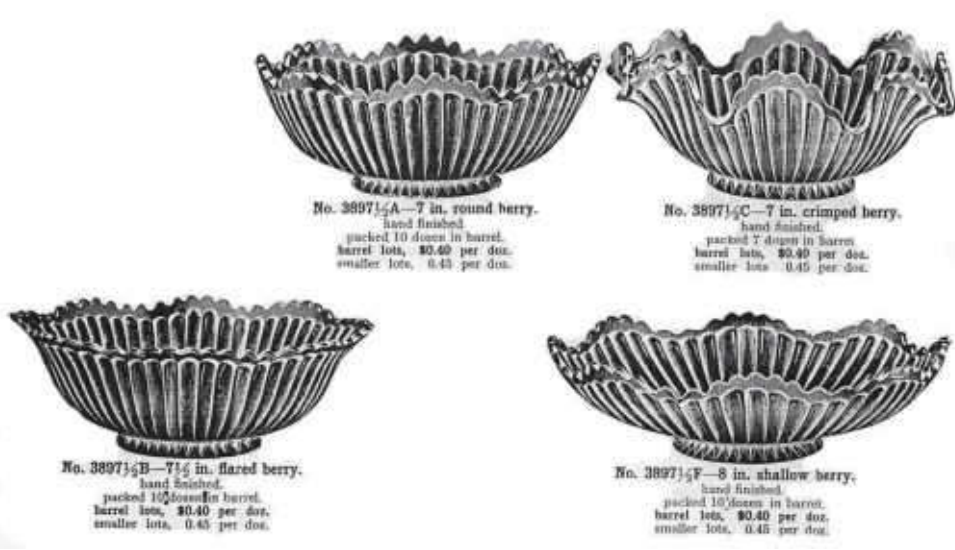
The exteriors are plain except for a geometric or star pattern in the marie. The plates show the eight sided piece more so than does the ruffled bowls

The marigold and clambroth plates to the left show the two different patterns in the base.

Smooth Rays - Imperial cont.




The Imperial catalog page to the left shows a M399/1 stemmed sherbet in the upper right hand corner and a M755/1 custard cup to the left in the center row. The Imperial catalog page to the right shows seven sizes of stemware with a Smooth Rays pattern. They are all listed as M442/1. From left to right they are: 1 oz. cordial, 2 oz. wine, 3 oz. wine, 4 oz. claret, 6 oz. champagne, 9 oz. goblet and 10 oz. goblet.



The Imperial catalog page above to the left shows a seven piece sundae set consisting of one 3457B 9 inch bowl and six 499/1B sundaes.

The catalog page to the left shows four bowls, all from the same mold, just shaped differently. The ruffled bowl is shown above. The mold is 3897/1. Notice the eight scallops around the top rim. When flattened, this mold would have also made the eight sided plates above.

Smooth Rays - Imperial cont.



The Imperial catalog page above shows an eight piece salad set consisting of one 10 inch bowl sitting on a 12 inch underplate and six 8 inch plates. The underplate and the bowl are mold 808 and the salad plates are mold 805D.

The tall stemmed compote is thought to be an Imperial Smooth Rays piece but it has not been found in an old Imperial catalog. It was sold in a Wroda auction and may be the only one known to date.



Above are four Smooth Rays pieces found in Imperial's catalog 103B. The catalog was titled "Iridescent glass novelties." Shown are 755 custard cup, 431 six inch footed jelly, 399 sherbet and 499 sundae.

Smooth Rays - Imperial cont.



Above are two photos of items that appear in the Bargain Book, a collection of catalogs that Imperial published together. There are the 609 sugar and creamer that would make up a breakfast set and a 499 sherbet and plate. Note above that the 499 was advertised as a sundae but here it is a sherbet.



The photo to the left shows a 442 stemmed wine. It is about 4 inches tall and one of the seven stems that Imperial advertised in its catalog.

To the right is a water pitcher in the Smooth Rays pattern that may be Imperial. It has not yet been found in an old Imperial catalog.

Undoubtedly, more examples of Imperial's Smooth Rays are to be found. Even though it is a simple pattern, it must have been a sales success as Imperial used it on so many shapes and for an extended period of time. Also the other carnival glass makers also thought it a good seller as Dugan, Fenton, Northwood and Westmoreland all have a Smooth Rays pattern.

Tulip and Cane by the Imperial Glass Company

Tulip and Cane was produced by the Imperial Glass Company around the 1909 to 1915 period. That is because the pattern No.9 appears in the 1909 Imperial catalog that advertises crystal glass and also in Imperial's catalog 103B which advertises iridescent glass novelties. It is estimated the catalog 103B was issued around 1915 although it is not dated. Imperial made Tulip and Cane in many shapes as shown in the 1909 catalog. In carnival glass, the Tulip and Cane pattern is found only in four sizes of stemmed glasses (8 oz. goblets, 4 oz. clarets, 3 oz. wines, and 1 1/2 oz. cordials), a sauce, a ruffled compote, a single handled nappy, and a domed footed cordial.

Here are a cordial, wine, claret and water goblet. Glasses are found only in Mari-gold.

Cordials are 3 5/8" tall, top diameter is 2 1/8" across.

Wines are 4 1/4" tall, top diameter is 2 3/8" across.

Clarets are 4 3/4" tall, top diameter is 2 3/4" across.

Goblets are 6 1/4" tall, top diameter is 3 1/4" across.



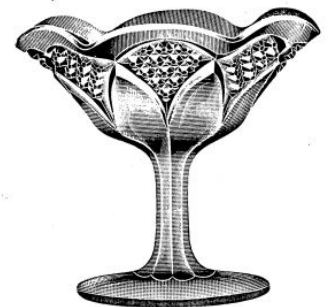
Goblets and clarets are probably the most often found. Cordials are considered rare.



Pictured above is a small six ruffled Tulip and Cane sauce or berry bowl in smoke, a six ruffled compote in marigold and a single handled nappy in marigold. Compotes and sauces are found in both marigold and smoke while the nappy is only known in marigold. Any of these three pieces should be considered scarce but the nappy is extremely so. To the right are the sauce and the compote as shown in the 1909 Imperial catalog. This catalog shows that Imperial produced the pattern in many other shapes in crystal.



No. 9A—4 1/2 inch compote.
packed 18 dozen in barrel.
barrel lots, \$0.35 per doz.
smaller lots, 0.40 per doz.



No. 9C—5 inch footed jelly.
packed 7 dozen in barrel.
barrel lots, \$0.45 per doz.
smaller lots, 0.50 per doz.


Tulip and Cane by the Imperial Glass Company—cont



The 103B catalog shows some of the items made in carnival glass and it also shows others that have yet to be found in carnival glass. The catalog shows five stemmed pieces but only four are known. The 6 oz. champagne shown second from the right is not yet found, as well as, the egg cup and the sherbet shown in the photo to the upper right. These have not been found in carnival glass even though they were advertised in a catalog of "Iridescent glass novelties". The catalog even lists them as "Rubigold" which we know to mean marigold iridescence. Perhaps no customer ordered these items or perhaps they are out there waiting to be found.



No. 9A lemonade set, without tray.
pressed 1/2 gallon pitcher and pressed full finished goblets.
packed 1 dozen sets in barrel.
per dozen sets in barrel lots, \$5.25 without tray
per dozen sets in smaller lots, 5.75



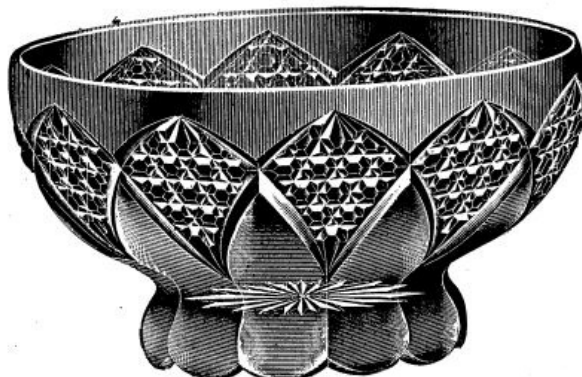
No. 9A—4 1/2 in. berry, round.
hand finished.
packed 30 dozen in barrel.
barrel lots, \$0.32 per doz.
smaller lots, 0.35 per doz.



No. 9—4 in. rose bowl.
packed 9 dozen in barrel.
barrel lots, \$0.60 per doz.
smaller lots, 0.75 per doz.



No. 9A—4 1/2 inch compot.
packed 18 dozen in barrel.
barrel lots, \$0.35 per doz.
smaller lots, 0.40 per doz.




No. 9A footed berry set.
consisting of one 8 inch and six 4 1/2 inch compots.
packed 1 1/2 dozen sets in barrel.
per dozen sets in barrel lots, \$3.50.
per dozen sets in smaller lots, 4.00.

No. 9A—8 inch compot.
packed 2 1/2 dozen in barrel.
barrel lots, \$1.35 per doz.
smaller lots, 1.50 per doz.

Above are several items found in the 1909 Imperial catalog of crystal items that have not been found in carnival glass including a lemonade set, a collar base bowl, a rosebowl and a large master berry bowl. Other items shown in the catalog are creamers, sugars, lamp bases, salver, covered compotes and more.

Tulip and Cane by the Imperial Glass Company—cont



Imperial also issued a “Bargain Book” catalog that shows the Tulip and Cane stems. The Bargain Book is also not dated but is thought to be circa 1910 to 1928. But it only shows four stems and not the five that are in the 103B catalog. The champagne is not here. And the champagne is the one stem not found in carnival glass. Did something happen to the mold that they were not able to be made and then not included in subsequent catalogs? May be

the champagne will never be found in carnival glass.

Tulip and Cane did have one item reproduced in the contemporary or revival period of carnival glass and that is the 8 oz. goblet which Imperial made in its “Aurora Jewels” in 1970. The re-produced piece is somewhat heavier than the original and the newer piece is marked with Imperial’s “IG” mark on the stippled bottom. When made in Aurora Jewels, Imperial called it Kite & Panels 27/9 and sold it for \$4. Contemporary writers kept this name but classic era collectors will still call it Tulip and Cane.



The cordial shown to the left is shown with two sales in Hooked on Carnival Glass. It may be that both sales are actually the same piece. The piece is listed as being 3 to 3 1/2 inches tall. This would make it smaller than the stemmed cordial talked about previously. This piece is not listed in any prior reporting of Tulip and Cane such as Carl Burns’ book on the maker. This cordial also does not appear in any of the Imperial catalogs known to exist that do present other Tulip and Cane pieces. But here it is. It has a scalloped domed foot that also appears on the small berry bowl pictured in this article. So it does match the design of other known Tulip and Cane pieces. Photo courtesy of Seeck Auctions.

Vase Identification by Rod Kaps

I have trouble identifying vases with no pattern on them. Even with HOC it is hard to come to a confident decision. I recently tried my FB friends and was pleased to come to a confident conclusion on these very beautiful vases.



1. The red vase on the left, is Fenton #621, in Ruby Red. The vase is 8.5”

high and has a 4.0” base.

Many collectors, including myself, thought this was Imperial Jewels. I found out after looking at my Stretch Glass guide by Madeley and Shetlar, on page 81, Imperial did not have any glass called “Jewels “. This vase shows Fenton could rival any manufacturer for color when it wanted to.

2. The center vase is Imperial Smooth Panels #6944, in Green Ice or “Teal”. The 694 is the base designation and the 4 is the height designation. The vase is 12” high

and 5 3/8 “ base.

3. The purple vase on the right, is Imperial Art Glass #20, in Pearl Amethyst, # 20 is the designation for 6 crimps. The vase is 6.5” high and has a 3 ¼ “ base. The vase has no Imperial cross or Nuart but has a plug in the base. I am told this makes it very early or very late in production because the “Iron Cross” was covered up for a time because of it’s association with Germany.

Thanks to the many collectors that shared their knowledge to educate me on these vases. I hope this helps other collectors identify these type of vases.



Big Pine Key Glass Works

Big Pine Key Glass Works was located on US1 on Big Pine Key in the Florida Keys. The owner, Lester S. Cunningham, began construction on the factory in 1965. Lester had previously worked at the Imperial Glass factory. Typically, glass factories are located next to a fuel source such as natural gas. But Big Pine Key in Florida did not offer any onsite fuel resource and the glass furnace was powered by fuel oil. Big Pine Key made figural glass bottles, flasks, ashtrays, small plates and paperweights. They also made limited edition souvenir flasks and plates for Collectors Weekly, a subscription magazine that ran for a short time in the early 1970s. Please see example of items below.

Their glass can be marked with "BPKGW" stamped into the bottom and some of the carnival plates have Lester Cunningham's mark on them, a capital letter "C" enclosing a lower case "i". Pieces without Lester's mark typically have a small triangle on the bottom.

Iridized items from Big Pine Key Glass Works seem to come from the years 1972 and 1973.

Big Pine Key Glass Works was in operation only until 1973. It closed due to Lester's tragic and untimely death in an auto accident. The glass works building burned down in July of 2003.



Above are four figural bottles in the shape of a log cabin. They are four inches tall. All four say "Saluting Pioneer America" on the back and are marked on the bottom with "BN" and a year along with a small triangle. It is not known what the "BN" stands for. From left to right are:

It has a Glass Blower and kiln scene on the front. The bottom is marked 1973.

It has a spinning wheel scene on the front and says "Pioneer Women". The bottom is marked 1972.

It has a train scene on the front. The bottom is marked 1972.

It has a horse drawn fire apparatus scene on the front. The bottom is marked 1973.



Above on the left is a flask made for Collector's Weekly of Kermit, Texas. It is four and 3/4 inches tall. On the front is a star and an American Eagle. The bottom is marked "BPKGW" and has a small triangle. The reverse side of the flask says "The buck stops here". Below that are the initials HST and a bust of Harry S Truman along with 1884 - 1972. Above to the right is a small plate made for Collector's Weekly maga-

Big Pine Key Glass Works - cont.

Kermit, Texas. It is five inches across. On the front is Lady Liberty holding a flag and a shield. The reverse side of the Lady Liberty small plate says "Limited Edition 1 of 99". There is a second back for plates that are not numbered. Only the first 99 plates issued must have been numbered.



Above is a small plate with a portrait of an American Indian. The outer edge has a rayed pattern. These plates with the rayed edges are all 5 inches across. The reverse of the American Indian small plate says 1972 Frederick Remington's Apache Scout Limited Edition. Notice the "Ci" mark and that a small triangle forms the tip of the broken arrow.

Next are two small plates. The first depicts Lyndon B. Johnson and the says "Come, let us reason together". It also has the dates 1908 - 1973. Then, a small plate depicting Harry S. Truman and the saying "If you can't stand the heat, get out of the kitchen". It also has the dates 1884 - 1972. These two plates also come with the rayed outer edge.



Big Pine Key also made political plates with names of those running for president in 1972. The first, shown above, has the names Nixon and Agnew along with 1972 on it. The next political plate has the names McGovern and Shriver along with 1972 and the figure of a donkey on it. It also shows the name Eagleton which is crossed out. Democratic nominee George S. McGovern's presidential hopes virtually evaporated when it was revealed shortly after the party convention that his newly chosen vice presidential running mate, Missouri U.S. Sen. Thomas F. Eagleton, had been hospitalized on three occasions for depression and had undergone electroshock therapy. Next is a small political plate with the names McGovern and Shriver along with 1972 and the figure of a donkey on it. R. Sargent Shriver replace Eagleton as McGovern's running mate and Big Pine Key re-did the mold to reflect that. Both Nixon and his vice president Spiro Agnew would resign from office within two years of the election. The latter resigned due to a bribery scandal in October 1973, and the former resigned in the face of likely impeachment and conviction as a result of the Watergate scandal in August 1974. Republican House Minority Leader Gerald Ford replaced Agnew as vice president in December 1973, and thus, replaced Nixon as president in

Big Pine Key Glass Works - cont.

August 1974. Ford remains the only person in American history to become president without winning an election for president or vice president. The Lyndon B. Johnson, Harry S Truman and the political plates all have the back shown in the photo above with the "Ci" mark surrounded by hobs.



Big Pine Key also made the smaller plates shown above. They are only 3 7/8 inches across and all have the heavy stippled looking hobs around the outer edge. The backs of most say "Handcrafted by Big Pine Key Glassworks" and have a triangle. In addition to these, there is also a plate with a Marlin. From left to right:

The center says "Key West" and it shows a pelican on a pier.

The center says "Long May It Wave" and it shows a U.S. Flag. The back says "San Vincente Studios St. Petersburg Florida First Issue".

The center says "Cape May New Jersey" and it shows a sea gull.

The center appears to show a man with arms outstretched. Maybe he is a stagecoach driver.



This small plate, to the left, is 3 7/8 inches across and has an outer edge filled with large stippling. The center has a menorah and the number 25. Big Pine Key made a series of these small plates to commemorate the 25th anniversary of the creation of Israel. The Series includes 1) Plow and Grain 2) "Shalom" in



Hebrew 3) Star of David 4) Menorah 5) Solomon's Temple 6) Palm Tree 7) Lyre 8) Defense Forces 9) Pomegranate 10) New Growth. Photos exist, in Lloyd Reichel's book of modern carnival glass, of numbers 1 through 4, so we know they were made before the glassworks closed. The backs say "Handcrafted by Big Pine Key Glassworks" and have a triangle.

To the right above is a figural bottle in the shape of a potbelly stove. It is blown molded. It is five inches tall. The bottom is marked "Ci" for Lester Cunningham along with 1972 and a small triangle. Other figural bottles include a tall boot and an insulator.

Chatelaine - A Fantastic Tumbler

Originally written by John and Lucille Britt

For sheer beauty in shape, design, color and iridescence, the "Chatelaine" tumbler rates very high on any tumbler collectors list. Mr. Richard Owens, in his fine carnival glass tumbler book, rates this tumbler as one of the top ten tumblers in the field. I would probably not crowd it into my top ten favorite tumblers, but I believe I could find room for it in my top twenty.

"Chatelaine" is considered an Imperial tumbler. The outstanding deep purple color and super iridescence are characteristics in which Imperial is so well noted. The "Chatelaine" pattern has been reported only in the purple color. I have dreamed of finding one of these little gems in marigold, but so far my dream has never come true. Most tumbler collections contain one of these in purple, and one will come up for sale occasionally. Even so, this tumbler in perfect condition, will usually demand a price of about three hundred and fifty dollars.

"Chatelaine" tumblers are slightly taller than most of our carnival glass tumblers. They have a ground base which was done at the factory in order to make them set level on the table. The water pitcher in this pattern show is equally beautiful and most desirable. Only seldom will one of these pitchers show up for sale.

Update:

Chatelaine is shown as mold #407 in the 1909 Imperial catalog. HookedonCarnival shows 27 undamaged Chatelaine tumblers selling over the last 11 years with an average price of about \$220 and 7 undamaged water pitchers selling for an average of about \$1,500. The only color listed is purple.



No. 407 $\frac{1}{2}$ pitcher.
packed $2\frac{1}{2}$ dozen in barrel.
barrel lots, \$1.25 per doz.
smaller lots, 1.50 per doz.



No. 407 $\frac{1}{2}$ tumbler, smooth bottom.
packed 18 dozen in barrel.
barrel lots, \$0.33 per dozen.
smaller lots, 0.40 per dozen.



Punch Sets by Chase Marquis

Punch sets! Up until a few years ago I bought all kinds of different pieces, didn't really matter to me the maker, shape, size or color. But now that I've been collecting for over 12 years I've focused on something I like, you guessed it PUNCH SETS!! lol. I read an article once that said if you're gonna spend big go for big!



I still have more to go but I have about 10 different sets right now. The last one to hold out was of course a Millersburg piece! Well once I saw the auction glass for NECGA and saw the Multi-fruits and Flowers sets, I knew I was going home with one! Well after some intense bidding I was able to go home with the purple set! And what a radium set.

It will now be my main focal point piece in my collection.

Chase



I was able to purchase this extremely rare set. To my knowledge there is only a hand full of these Green Fenton Orange Tree punch sets known. I'm just waiting for someone to find the cups! Know this one has a few flaws in it but that didn't really distract me from buying the set.



This will sit next to a beautiful blue ruffled set that I bought several years ago. Unfortunately it's packed away until I'm able to get enough room for a cabinet. One day I'll have them all lined up and proudly displayed.

Chase



(On the Hunt series)

Master Punch Set By Corky Cotten

I'm sharing a photo of my cobbled-together punch set. It took me three years to put together, although it's still not 100% complete. I need one more cup.

Found the punch bowl at an estate sale in Bellville on Sunday, the last day of the sale when all pieces were 75% discounted. Paid \$150 for the punch bowl with no damage that I can find. We all had received an email concerning that estate sale. The club was allowed in the week prior to the sale to purchase items, but I was unable to make it. I guess I was the only Texas collector to show on Sunday. That was my good fortune as I saved a bundle.

Took home nine other pieces from that sale. Pieces include a base-chipped, slightly warped aqua opal Rose Show bowl, an amethyst Ten Mums ruffled, an amethyst Acanthus round bowl, a very nice amethyst Tree Trunk mid-size, a very nice amethyst Thin Rib mid-size, a green Wide Panel mid-size, with a flea bite on base marigold short, wide-mouth Bull's Eye and Beads, a smoke Freefold, and a Thin Rib that is either dark aqua or celeste blue, probably the cheap aqua. All are nice and currently displayed, except the green wide panel vase. It sucks, so don't know why I bought it.

I put a bid on the remaining 80+ pieces at \$750; however, one other buyer hung around until after the sale was officially over and outbid me at \$1000.

To recap...the punch bowl at an estate sale, the punch base off of eBay, some punch cups at auction, some at estate sales and two at an antique shop.

I love the hunt. Finding them in the wild is so rewarding to me. Waste lots of gas most of the time, but I don't care.

Hope you liked the story on cobbling a set together. I still need an amethyst Peacock at the Fountain punch bowl only to complete a set. Know where one is?



Confusing Vases with Ribs Hooked on Carnival

Multiple manufacturers made vases with ribs as the main theme of the pattern – the long vertical lines drawing your eye up, in keeping with the stems of the flowers placed in them, was apparently a great design.

Fenton's Fine Rib vases come in two basic sizes: Standard and Mid-Size (there is no funeral vase reported). There are also no 'squatty' vases reported.



Base size for the standard vase is 2 ½" to 3", and they range in height from 8" to an imposing 14" tall. They have six pointed flames on top, and they also have a blank band between the top of the ribs and the top edge of the vase. They also have definite scallops on the bottom (the ribs are enclosed in the scallops). They come in a plethora of colors.

Mid-Size vases have a base size of 3 ¾", and they were swung out when they were manufactured to between 12" and 20 ½" tall. They needed the larger base size so they wouldn't be top-heavy and tip. The ribs go all the way to the top where there are six pointed flames.

Northwood's Fine Rib

Rib vases only come in one base size of 3 ½", and many of them are marked with the Northwood Trademark of an underlined capital N in a circle on the base. Heights range from 5 ¾" to 11 ½", and the top is made up of rounded flames (the ribs go all the way to the top). The vases 7" and under are called 'squatty' because they haven't been swung very much.

Northwood also did this pattern in the 'ice' colors (white, ice blue, ice green).

So if your vase has 6 pointed flames it could be Fenton's Fine Rib, and if they are very rounded, it could be Northwood's Fine Rib. Or check the base size – only Northwood has a 3 ½" base.



2023 and 2024 Convention Calendar

2023

November Great Lakes Carnival Glass Club

November 2 thru 4

Lansing Ramada, Lansing, MI

Phone: (517) 627-3211

2024

January Tampa Bay Carnival Glass Club

January 24 thru 27

The Godfrey Hotel Tampa, Tampa, FL

Phone (813) 281-8900

March Texas Carnival Glass Club

March 6 thru 9

Washington County Expo Event Center and

Hampton Inn and Suites, Brenham, TX

Phone (979) 337-9898

April Heart of America Carnival Glass Assoc

April 24 thru 27

Embassy Suites Hotel Kansas City MO,

Phone: (816) 891-7788

May Keystone Carnival Glass Club

May 8 thru 11

Holiday Inn, Grantville PA,

Phone: (717) 469-0661

June American Carnival Glass Association

June 12 thru 15

Comfort Inn Suites, Berlin OH,

Phone: (330) 893-7400

July International Carnival Glass Association

July 17 thru 20

Das Essenhaus Inn & Conference Center,

Middlebury, IN Phone (574) 825-9447

Please check club and auctioneers' websites for up-to-date information.

Club Officers

Texas Carnival Glass Club

President – Emmett Morgan

713-857-2966 ecmorgan@myalpha1.net

Vice President – Bob Sage

512-694-7421 rsage1@austin.rr.com

Treasurer – Vernetta Shaffer

713-320-9567 alohahouston@comcast.com

Secretary – Randy Thach

316-722-5837 rgthach39@gmail.com

Newsletter Editor – Elaine Blair

972-965-1655 elaineblair@att.net

Webmaster – Sandy Sage

512-507-5586 rsage1@austin.rr.com

Heart of America Carnival Glass Association

President – Gary Sullivan

860-257-1816 stevenandgary@cox.net

Vice President – Chase Marquis

airborn1996@aol.com

Treasurer – Tony DeMichael

217-824-6433 hctonyd@ctifiber.com

Secretary – Kathi Johnson

763-441-5587 galenandkathi@yahoo.com

Newsletter Editor – Steve Lindquist

860-490-3792 hfdpilot@gmail.com

Webmaster – Galen Johnson

763-441-5587 galenandkathi@yahoo.com

In Loving Memory

Gale Robert Eichhorst, 75, passed away at his home on Wednesday, August 23, 2023. Gale, better known as “Ike,” was born July 28, 1948 in Waseca, Minnesota to Iraline (Ewert) and George Eichhorst. He was the oldest of three boys and grew up on the family farm outside of Waldorf. He graduated from Waldorf-Pemberton High School in 1966. He served for four years in the United States Air Force and was stationed in Germany. He later attended Mankato State College where he obtained a degree in Sociology and Corrections, although he always said his favorite college course was Underwater Basket Weaving. Ike had a great sense of humor and was the life of the party.

Ike owned and operated Better Housekeeping Vacuums in Mankato until his retirement in 2014. His miniature schnauzer dog, Mickey, was a beloved “spokesdog” for the business. As a small business owner he made a point to support other small businesses in the community. He was also a strong supporter of the arts and local artists.

Ike was a collector and connector throughout his life. He collected carnival glass and was known among the carnival glass convention circuit for his showmanship and award winning displays, as well as his generosity and joviality. Ike loved to travel and made friends all across the country. He had a knack for connecting people and introduced his brother Garvin to his future spouse, Sue. Ike was a thoughtful, kind person who went out of his way to make new acquaintances feel welcome at all gatherings. He will be deeply missed by those who knew and loved him.


Ike was preceded in death by his parents. He is survived by two brothers, Garvin (Sue) Eichhorst of Mankato and Greig (Susan) Eichhorst of Rosemount; four nieces Carly (Matt Lee) Eichhorst of Apple Valley, Cassie Eichhorst of Mankato, Krista Eichhorst of Mankato, and Shannon (Ryan) Tucker of Rosemount; nephew Sean Johnson of St. Paul; aunt Margaret Ewert of Mankato; cousins and many friends.



The following was posted by Joan Doty on Carnival Glass Network:

As you all know, Dave stopped working on his site as of the beginning of 2023 due to age and health problems. He died Sept 7th.

Dave was always passionate about photography. After spending four years in the Air Force (as base photographer) at the base in San Antonio, he attended the Institute of Design at IIT in Chicago, studying under Harry Calahan and Aaron Siskind. He graduated with a degree in photography and a minor in graphic design.



During his junior year at ID, while attending an art movie in the Fine Arts Building, he happened upon the studios of a large ballet school, with a small professional company and a large regional company. He persuaded the directors to allow him to shoot rehearsals for the upcoming major production of all four acts of Swan Lake. Those photos comprised his whole semester's work—and grade. There was also an invitation from the directors of the company to shoot future rehearsals.

After graduation he worked as a graphic designer in the advertising departments for Scott Foresman, CNA Insurance, and several ad agencies: Sieber & McIntyre, N.W. Ayer, before starting his own graphic design business.

Dave's parents had some carnival—his Dad had actually dealt a bit in carnival in the 50s. There were a few pieces in their house, but most of it was stored in a huge three-story garage in back. It was in the 70s when his Dad decided he needed to have some farm auctions for that overflowing garage. The carnival began appearing. There was a vase ...

Then there were more. Dave discovered that vases were a lot easier to photograph than dancers. When we would go to conventions, he would say: "I have to make sure I get that Millersburg Flute vase" (or something similar). He didn't want to buy the piece. All that mattered to him was taking a photo of it.

When computers first began appearing, he was fascinated with the possibilities. Then, the great breakthrough of the ability to kern type on a computer, changed everything. Graphic designers could produce camera-ready art on their computers. Typesetters went out of business. It also meant that graphic designers who had worked all their lives on a drawing board suddenly had to learn how to do the same work on one of those intimidating machines called a computer. So he started a monthly magazine, ThePage, covering everything that graphic designers had to relearn how to accomplish to stay in business.

After about six years, it had run its course—graphic designers had either learned how to work on a computer or gone out of business.

In addition to the Carnival Glass Calendars published in 1995 and 1996, he designed and produced the ICGA Color Inserts for many years after Don Moore died, the Lincoln-Land covers and center spreads while Tom Mordini was president, and designed the covers for Tom's Auction Price Guides. He did lots of work on the HOACGA Notebook, donated to HOACGA an exclusive on the last edition (2015) of the Field Guide. The first two editions of the Field Guide, 1998 and 2000 were published by Antique Publications. As Antique Publications required an exclusive for six years after publication (even after they went out of business) he first started working on the site in 2000. I can't remember when it went live. There was much discussion as to whether or not printed carnival information was still needed. As collectors felt, at that time, that printed Field Guides were still necessary, he did publish editions in 2008 and 2011, as well as the last edition in 2015.

POSTMASTER

Direct any problems to
Distribution Manager:

Gary Sullivan

671 Ridge Road

Wethersfield, CT 06109



Members: Please check your "Address Label". The numbers after your last name separated by a dash (-) is the date (month and year) for your membership or newsletter renewal.

